



**Kittitas County Public Hospital District No. 2
BOARD OF COMMISSIONERS' REGULAR MEETING**

November 20th, 2023 at 6:30 p.m.
Upper Kittitas County Medic One Ambulance Station 99
111 Pine Street, Cle Elum

AGENDA

- I. Introductions**
- II. Approval of Agenda*** (1)
- III. Approval of Minutes***
 - a. October 16, 2023 (2-4)
- IV. Public Comments/Announcements/Correspondence**
- V. Reports:**
 - a. Operations Report (G. Scherer) (5-11)
 - b. Superintendent's Report (J. Petersen) (12)
 - c. Ancillary Report (R. Holden) (13)
 - 1. Community Updates
 - d. Finance Report, Approval of Expenses* (S. Olander) (14-25)
 - 1. Introduction – Jason Adler
 - 2. Finance Report October 2023
- VI. Old Business**
 - a. Joint meeting Fire District 7 and Hospital District 2
 - b. Update on Information Campaign (M. Wurl)
 - c. Levy Committee – Assignment of Commissioner
- VII. New Business**
 - a. Upcoming Meeting Dates:
 - 1. December 18, 2023 Regular Meeting
 - 2. January 15, 2024 Regular Meeting
- VIII. Adjournment**

Note: Upcoming Agenda Items

 - a. Levy lid lift Resolution – January 2024

***** Filing & Election Dates *****

<u>Filing Deadline</u>	<u>Election Date</u>
December 15, 2023	February 13, 2024 Special Election
February 12, 2024	April 23, 2024 Election
May 3, 2024	August 6, 2024 Primary Election
August 6, 2024	November 7, 2024 General Election



Kittitas County Public Hospital District #2

BOARD MEETING MINUTES

Meeting Date: Monday: October 16, 2023
Minutes of: Budget Hearing and Regular Meeting of the Board of Commissioners
Meeting Place: Medic One Ambulance Station, 111 Pine Street, Cle Elum, WA
Minutes Submitted By: Scott Olander, Treasurer

Introductions:

Commissioners: Ingrid Vimont, Hartwig Vatheuer, Carrie Youngblood, Fred Benjamin and Floyd Rogalski. Superintendent: Julie Petersen; Treasurer: Scott Olander; Ancillary Operations: Rhonda Holden and EMS Manager Geoff Scherer.

Budget Hearing Call to Order:

Budget Hearing Meeting: Call to Order by Commissioner Rogalski at 6:30 p.m.

The Commissioners reviewed and discussed the 2024 Projected Operating Budget, Resolution No. 10-16-23-02, Ordinance Resolution 10-16-23-03 and Ordinance Resolution 10-16-23-04.

Action: A motion to approve Resolution No. 10-16-23-02 was made by Commissioner Vatheuer and seconded by Commissioner Benjamin. Motion carried.

Action: A motion to approve Ordinance Resolution 10-16-23-03 was made by Commissioner Youngblood and seconded by Commissioner Vatheuer. Motion carried.

Action: A motion to approve Resolution No. 10-16-23-04 was made by Commissioner Benjamin and seconded by Commissioner Vatheuer. Motion carried.

The Budget Hearing concluded and 6:40 pm and the Regular meeting commenced.

Approval of Agenda:

Action: A motion to approve the agenda was made by Commissioner Vatheuer and seconded by Commissioner Youngblood. Motion carried.

Approval of Minutes:

Action: A motion to approve the minutes of September 18, 2023 was made by Commissioner Vatheuer and seconded by Commissioner Youngblood. Motion Carried.

Operations Report:

The Commissioners reviewed the written operations report and operating statistics prepared by Geoff for September 2023. In September there were 128 calls for service which lead to 74 transports. September transports exceeded budgeted transports by 6.

There were 27 non-billable/free encounters in September. Geoff's report noted that in September there was a minor that needed to be transported at a time when Medic One staff were transporting patients. There were 15 telephone calls made to Fire District 7 before the staff was given permission to respond. Fire Districts 7's response delayed the transport of this minor by 45 minutes. Geoff reported that in September there were 20 hours when the District did not have ALS coverage because staff were busy transporting patients or busy responding to non-billable/free patient encounters. Geoff requested that a per diem medic position be converted to a full time FTE. The per diem who has filled the position has been working full time so changing the per diem position to a full time FTE position will not have an adverse financial impact to the District. Geoff requested approval to purchase three Opticom units at a cost of \$5,970.00 (excluding sales tax). The Opticom units allow the crews to change the traffic lights when ambulances are traveling through traffic intersections.

Action: A motion to change the per diem medic to a full time FTE was made by Commissioner Youngblood and seconded by Commissioner Vimont. Motion carried.

Action: A motion to purchase the Opticom units was made by Commissioner Vimont and seconded by Benjamin. Motion carried.

Superintendent's Report:

The commissioners reviewed and discussed the written Superintendent's Report. Julie's report provided a WSHA summary discussing the unsustainable financial losses that the majority of Washington State hospitals are experiencing. As hospitals reduce services it will make transferring patients from KVH to tertiary hospitals that provide more advanced care more challenging. KVH is fortunate to be one of the few hospitals that has a positive operating margin. Julie also provided a summary of legal expense incurred to project the Districts interest from the proposed 47 Degrees North development.

Key Dates that Julie would like the Commissioners to keep in mind for the Future Levy are as follows:

Filing Deadline

December 14, 2023
February 12, 2024
May 3, 2024
August 6, 2024

Election Date

February 13, 2024 Special Election
April 23, 2024 Election
August 6, 2024 Primary Election
November 7, 2024 General Election

Ancillary Report:

The commissioners reviewed and discussed the written ancillary report. Rhonda's report provided a time line for the City of Cle Elum 47 Degrees North project review and an Executive Summary of a Ground Ambulance Balance Billing Study commissioned by the Office of Insurance Commissioner.

Finance Report:

The financial statements for September 2023 were reviewed and discussed by the Commissioners. The review included a review of actual versus budgeted revenue and expense variances. Medic One did 74 transports in September which exceeded the budgeted transports by 6 transports. The average charge per transport exceeded budget by \$55. YTD through September Medic One has done 642 transports, 13 transports greater than budget. YTD transport revenue is exceeding budget by \$158,088. September expenses exceeded budget by \$5,028. YTD expenses are below budget by \$9,344. In September the District posted a Net Loss of \$10,372. YTD the District has posted Net Income of \$78,263 compared to a budgeted net loss of \$286,251; a positive variance of \$364,514.

Julie discussed the results of the wage reopener that occurred on Saturday, October 14th. The negotiations with IAFF 4880 were open and collaborative. The market comparisons that Julie completed show that there needed to be significant to move the paramedics and EMTs to competitive wages. IAFF 4880 and the District settled on a 13% wage increase.

Action: Commissioner Youngblood moved to accept the new wage scale for Paramedics and EMT's and Commissioner Benjamin seconded the motion. Motion carried.

Action: A motion to approve the warrants for September was made by Commissioner Vatheuer and seconded by Commissioner Vimont. Motion Carried.

Executive Session:

There was no executive session.

Announcements:

The next regular meeting date: November 20, 2023 at 6:30 pm in the UKC Medic One Ambulance Station located at 111 Pine Street, Cle Elum, WA.

There being no further business, the regular meeting was adjourned at 8:30 pm by Commissioner Rogalski.

Operation's Manager Report – October 2023

	October 2023	October 2022
Calls for Service	131	129
Patient Count	116	116
Patient Transports	76	69
Patient Treated, Released and Free of Charge	40	47
Year to Date Transports	719	712
Station #73 Transports	25	
Station # 99 Transports	41	
Passed Calls	0	

PERSONNEL

The EMS office has referred two retired paramedics from King County who express interest in working on a per-diem basis, KVFR does not have per diem employees. We have one Paramedic who will be out for 9 weeks for hand surgery and another out for 8 weeks. Year to date the agency has had 3,452 hours of vacation. (2,347 hours of sick)

APPARATUS

All the first out apparatus are running well and have had their yearly PMI done by crossroads garage in Ellensburg.

Year	Unit	Beg ODO	End ODO	Miles	Location	Comments
2022	M10	34,816	38,633	3,817	Station 93	1 st Out
2021	M9	64,606	68,404	3,798	Station 99	1 st Out
2019	M8	88,916	89,246	330	Station 99	Backup
2016	M6	140,769	140,769	0	Station 99	OOS
2016	M5	150,744	150,744	0	Station 99	Backup
Total Miles				7,945		

MISCELLANEOUS

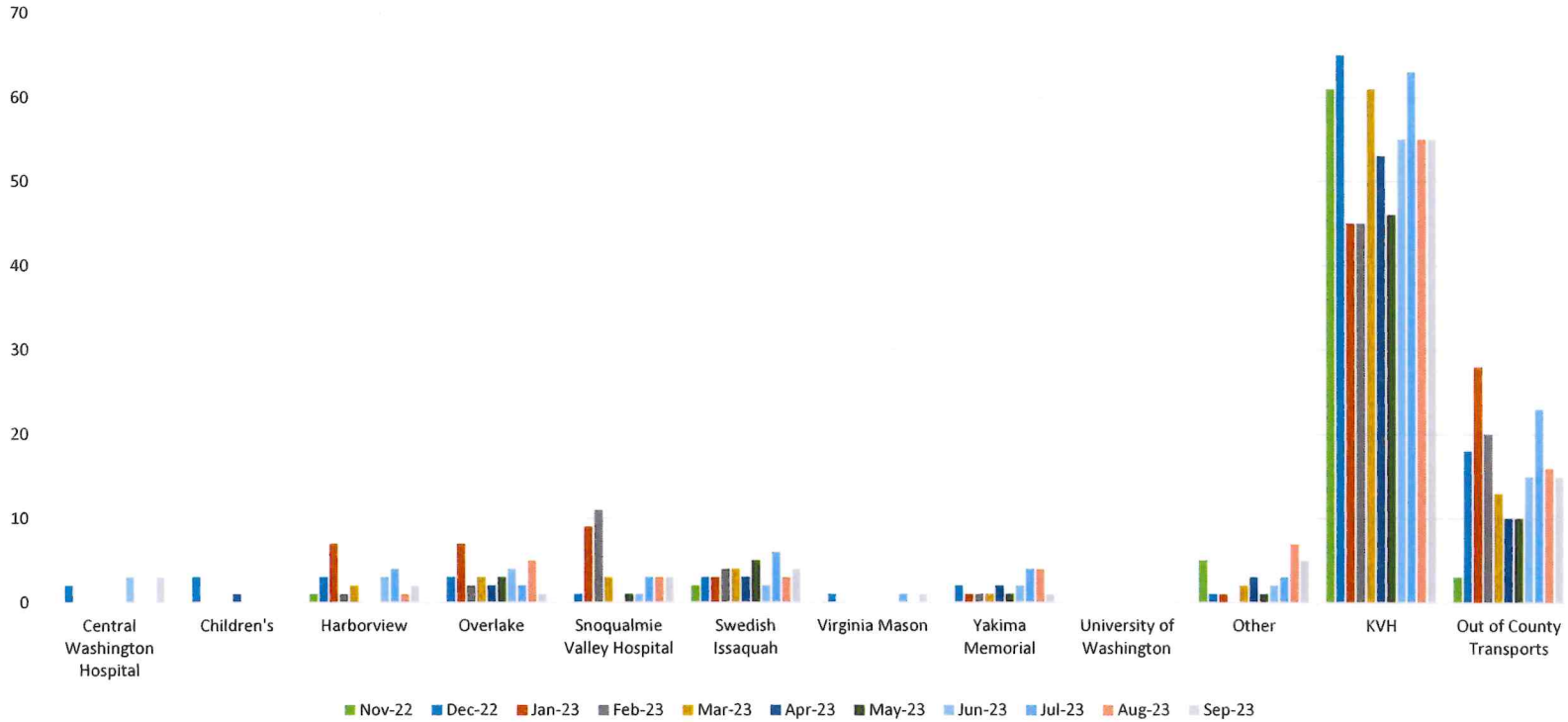
- Medic One and the EMS office have been working with our BLS partners to provide backup
- 25 hours of no ALS coverage in October 2023 (Level Zero) 21/2 calls, 5/3 calls, 1/4 calls.
- September had 56 hours of unstaffed EMT or Medic coverage due to staffing shortages,

2023	Jan	Feb	Mar	Apr	May	Jun	Jul	Aug	Sept	Oct	Nov	Dec
Percent	48%	51%	49%	40%	46%	41%	52%	52%	50%	47%		
Calls	63	60	60	44	55	54	85	79	56	61		

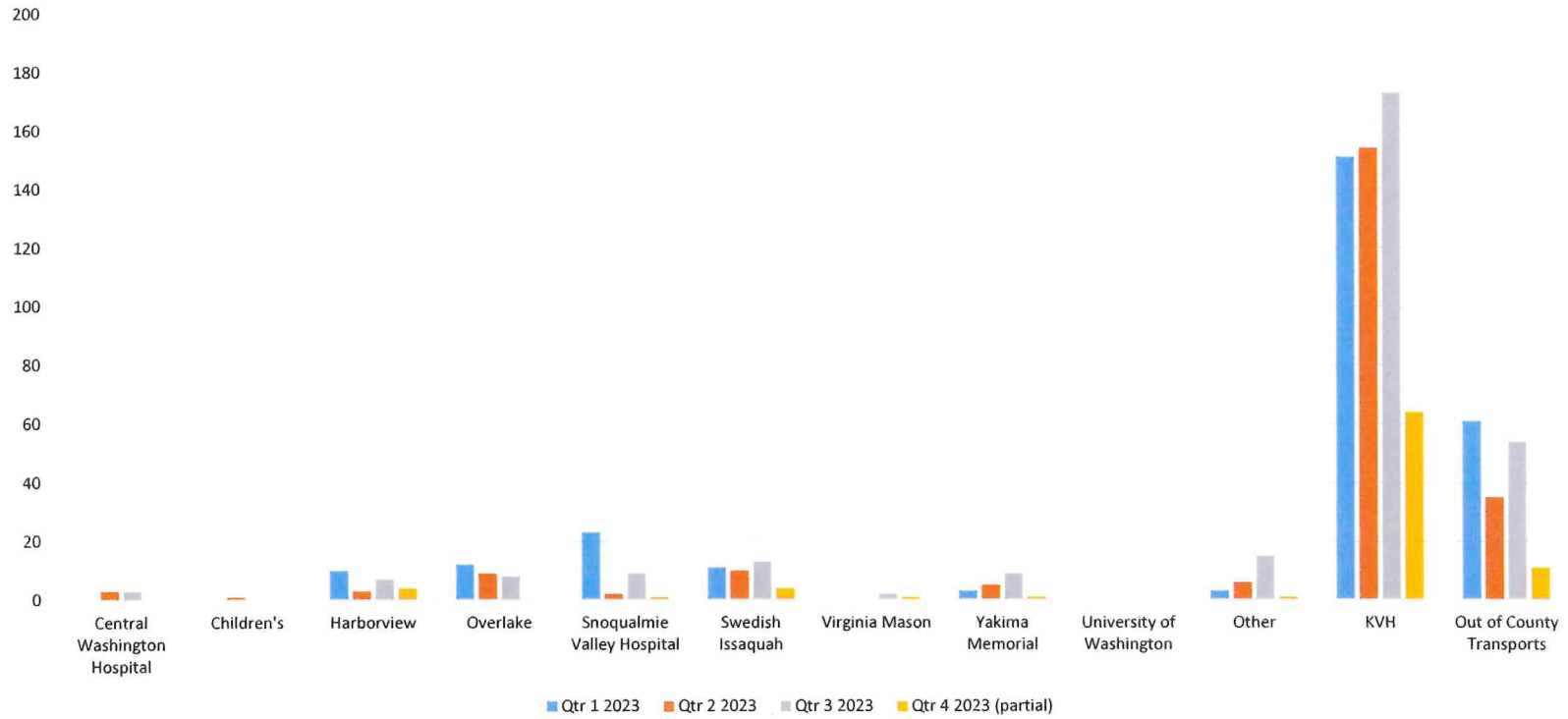
2022	Jan	Feb	Mar	Apr	May	Jun	Jul	Aug	Sept	Oct	Nov	Dec
Percent	34%	38%	47%	44%	51%	54%	37%	45%	47%	48%	52%	52%
Calls	61	23	54	48	64	78	54	58	55	62	57	65

Hospital	Nov-22	Dec-22	Jan-23	Feb-23	Mar-23	Apr-23	May-23	Jun-23	Jul-23	Aug-23	Sep-23	Oct-23
Central Washington Hospital	0	2	0	0	0	0	0	3	0	0	3	0
Children's	0	3	0	0	0	1	0	0	0	0	0	0
Harborview	1	3	7	1	2	0	0	3	4	1	2	4
Overlake	0	3	7	2	3	2	3	4	2	5	1	0
Snoqualmie Valley Hospital	0	1	9	11	3	0	1	1	3	3	3	1
Swedish Issaquah	2	3	3	4	4	3	5	2	6	3	4	4
Virginia Mason	0	1	0	0	0	0	0	0	1	0	1	1
Yakima Memorial	0	2	1	1	1	2	1	2	4	4	1	1
University of Washington	0	0	0	0	0	0	0	0	0	0	0	0
Other	5	1	1	0	2	3	1	2	3	7	5	1
KVH	61	65	45	45	61	53	46	55	63	55	55	64
Out of County Transports	3	18	28	20	13	10	10	15	23	16	15	11

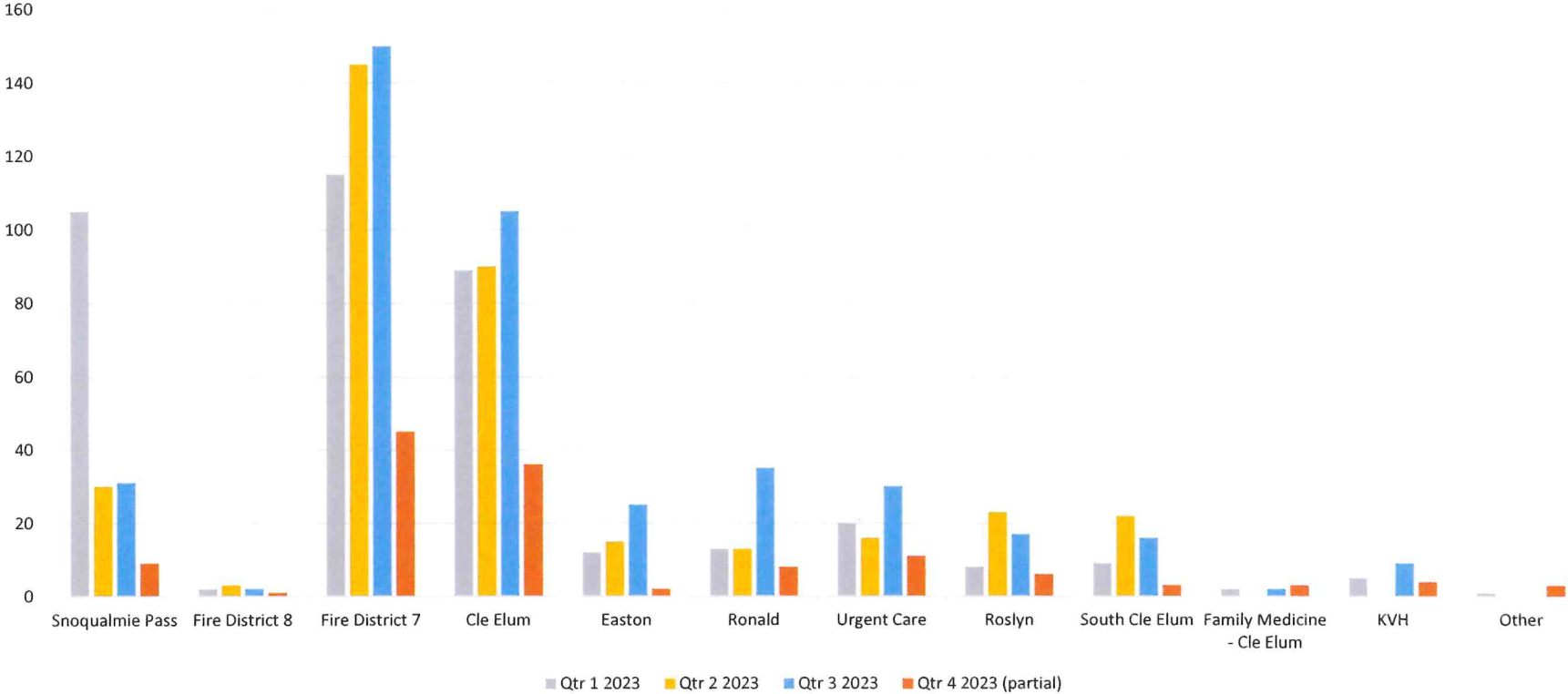
Patient Transport per Destination



Patient Transport Count per Destination

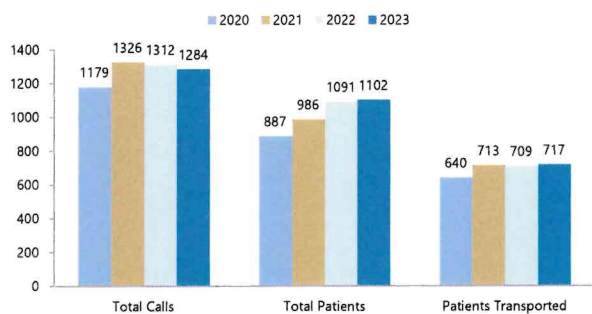


Calls for Service per Zone
 Q1 2023 - Q4 2023 (partial)

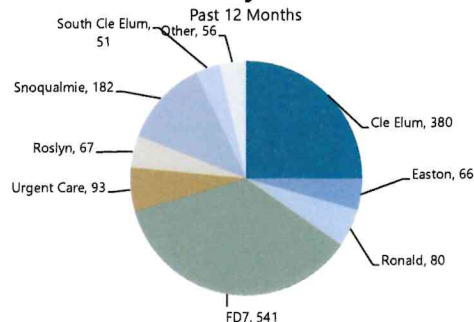


Kittitas County Public Hospital District No. 2

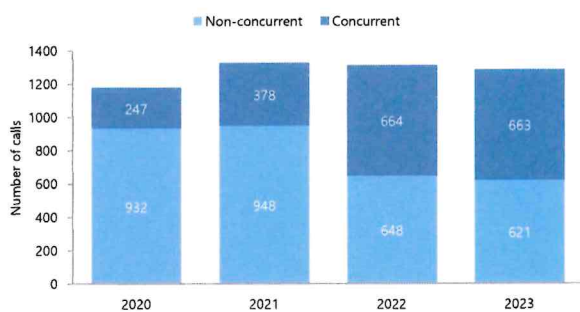
Volumes, YTD



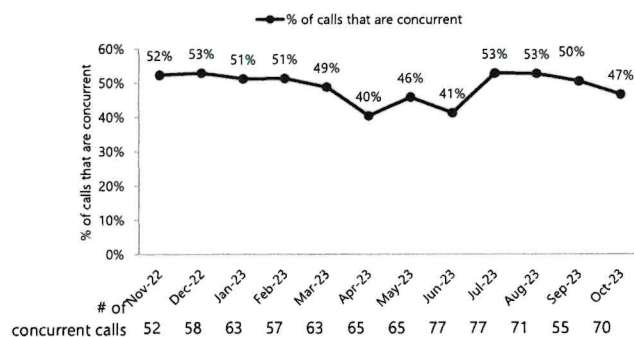
Calls by Zone



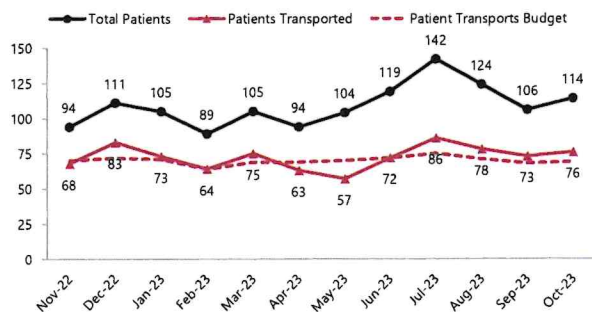
Concurrent Calls, YTD



Concurrent Calls



Patients and Transports



Days Cash on Hand



Kittitas County Public Hospital District No. 2

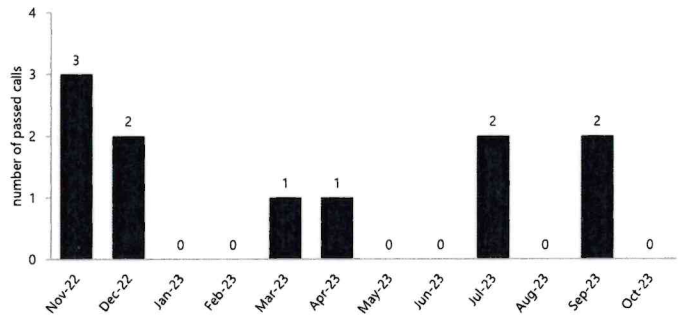
Turnout Time - Dispatch to Enroute

10/1/2022 to 9/30/2023

Apparatus	Responses	Turnout Time
M931(HD2)	596	4:53
M932 (HD2)	0	
M991 (HD2)	314	2:01
<i>HD2 Overall</i>	<i>910</i>	<i>3:54</i>

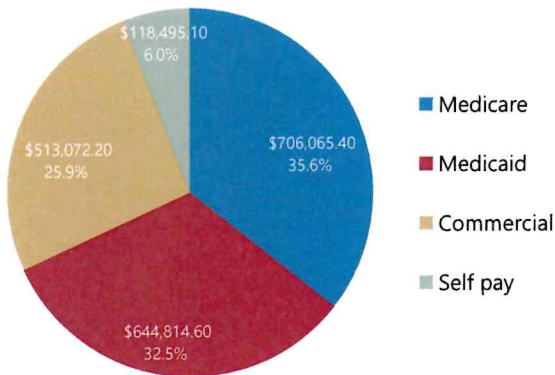
Passed Calls

■ Number of passed calls



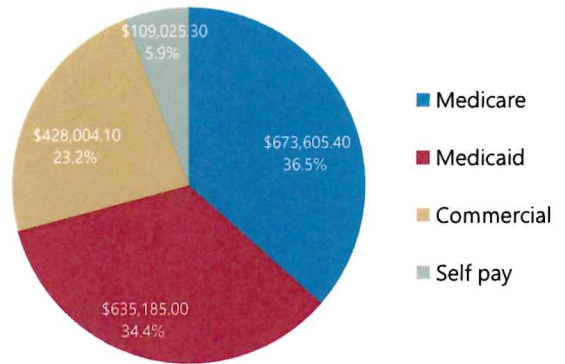
Payor Mix by Charges

7/1/2022 to 6/30/2023



Payor Mix by Charges

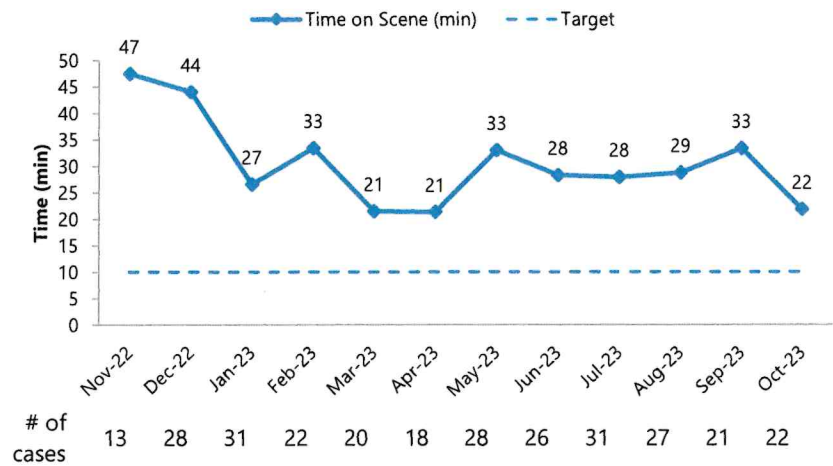
7/1/2021 to 6/30/2022



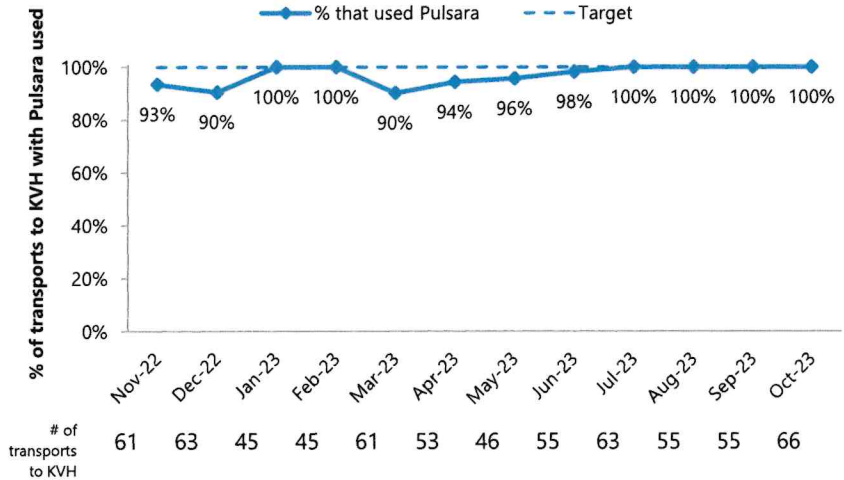
Kittitas County Public Hospital District No. 2

Quality Metrics

Time on Scene ↓ for trauma patients



Pulsara Used ↑ for patients transported to KVH





SUPERINTENDENT'S REPORT – Julie Petersen

November 2023

Congratulations to Commissioners Benjamin and Youngblood on their new six year terms.

Other News From the Elections

Unlike Hospital District #2, The City of Cle Elum and KC Fire District #7 will see changes in their governing boards as a result of the November elections. It will be essential once the newly configured Boards are sworn in, ensuring that HD2s concerns regarding the 47 Degrees North project, and the implications of the FD consolidation study have been heard and understood by the two organizations. It is quite likely that the elections themselves signal new approaches on these issues from the agencies themselves.

Levy Resolution

Just a reminder that administration presented the form of the resolution that will be necessary for the Board to pass in the new year if HD#2 wishes to pursue a levy lid lift. How the Board will support efforts to educate the community about the role that Medic One plays will be critical.

CFO

You will have an opportunity to meet Jason Adler, the new HD#1 Chief Financial Officer. The plan is for Jason to officially take over from Scott Olander following the December 2023 meeting.

Ancillary Services report to HD 2 Board of Commissioners
November 2023

Ancillary Services Operations Report:

Kittitas County Conference of Governments

Conference of Government (COG) was planning to meet November 15, 2023 for a presentation from local EMS agencies requesting COG to lead the process to consider regionalization of the Upper Kittitas County EMS providers. The request will include obtaining grant funding to hire an outside facilitator to analyze the current structure of each Fire/EMS district and make recommendations for the future. This analysis would not include KVFR and would likely involve changes in district boundaries, for example, including the Teanaway area in Hospital District #2. Hospital District 2 is being asked to support this initiative. This request will come forward after the mayors are in place and a meeting will be set for possibly sometime in January of 2024.

Upper Kittitas County Community Recreation Center

I was unable to attend the in person or zoom meetings held in October related to this project. The committee has sent out a survey for upper county residents to complete related to their priorities for the project. There is much discussion around whether the facility should have a 4 lane pool or a 6 lane pool. Having 6 lanes would allow for competitive swim events.

Respectfully submitted by Rhonda Holden, MSN, CENP

Kittitas County Hospital Dist 2
Statement of Revenue and Expense

	76	69	7	718	698	20	710
MEDICAL BILLABLE RUNS	2,455	2,304	151	2,430	2,234	196	2,315
AVERAGE CHARGE PER RUN							
	Current Month			Year to Date			Prior
	Actual	Budget	Variance	Actual	Budget	Variance	YTD
INTEREST INCOME	15,824	7,350	8,474	158,962	73,500	85,462	(24,757)
RENTAL INCOME	23,117	25,709	(2,592)	231,169	257,085	(25,916)	252,587
OTHER OPERATING REVENUE	0	8,675	(8,675)	109,874	86,750	23,124	17,636
AMBULANCE REVENUE	186,577	158,977	27,600	1,744,688	1,559,000	185,688	1,643,989
TOTAL REVENUE	225,518	200,711	24,807	2,244,693	1,976,335	268,358	1,889,454
CONTRACTUAL ADJUSTMENTS	70,340	88,810	(18,470)	609,433	870,911	(261,478)	565,909
GEMT PROGRAM CHANGE 2023	20,000	0	20,000	200,000	0	200,000	0
BAD DEBT	8,054	11,446	(3,392)	93,323	112,249	(18,926)	98,519
CHARITY CARE	0	1,872	(1,872)	1,179	18,718	(17,539)	1,476
DEDUCTIONS FROM REVENUE	98,394	102,128	(3,734)	903,935	1,001,878	(97,943)	665,905
NET OPERATING REVENUE	127,124	98,583	28,541	1,340,757	974,457	366,300	1,223,549
SALARIES AND WAGES	146,378	124,266	22,112	1,159,700	1,218,671	(58,971)	1,067,961
EMPLOYEE BENEFITS	40,183	36,809	3,374	367,602	364,766	2,836	329,963
PROFESSIONAL FEES	4,281	1,917	2,364	36,763	19,166	17,597	19,605
SUPPLIES	9,485	9,931	(446)	118,125	98,329	19,796	122,901
UTILITIES	4,070	4,164	(94)	40,704	41,643	(939)	39,230
PURCHASED SERVICES	26,940	27,251	(311)	305,138	278,498	26,640	242,707
CEUCC SUBSIDY EXPENSE	16,578	16,578	0	165,783	165,784	(1)	162,533
DEPRECIATION	46,637	44,550	2,087	458,877	445,491	13,386	409,147
INSURANCE	4,129	3,125	1,004	32,838	31,244	1,594	29,909
LICENSES AND TAXES	955	931	24	8,332	9,282	(950)	10,709
INTEREST EXPENSE	9,211	9,211	0	92,110	92,110	0	99,825
TRAVEL AND EDUCATION	234	463	(229)	4,313	4,636	(323)	7,376
OTHER DIRECT EXPENSES	101	988	(887)	8,880	9,889	(1,009)	9,192
EXPENSES	309,183	280,184	28,999	2,799,164	2,779,509	19,655	2,551,057
OPERATING INCOME (LOSS)	(182,059)	(181,601)	(458)	(1,458,407)	(1,805,052)	346,645	(1,327,508)
TAX LEVY INCOME	151,191	148,578	2,613	1,505,802	1,485,778	20,024	1,377,720
GAIN LOSS ASSET DISPOSITION	0	0	0	0	0	0	0
NON OPERATING OTHER INCOME OR EXPENS	0	0	0	0	0	0	859
INTERGOVERNMENTAL REV OR EXP	0	0	0	0	0	0	0
NON-OPERATING BOND ISSUE COST	0	0	0	0	0	0	0
NET INCOME (LOSS)	(30,868)	(33,023)	2,155	47,395	(319,274)	366,669	51,071
DAYS CASH ON HAND	262.0						
AR DAYS	103.0						
CURRENT RATIO	7.45						

Kittitas County Hospital Dist 2
Statement of Revenue and Expense

	76	69	7	718	698	20	710
MEDICAL BILLABLE RUNS	76	69	7	718	698	20	710
AVERAGE CHARGE PER RUN	2,455	2,304	151	2,430	2,234	196	2,315
	Current Month			Year to Date			Prior
	Actual	Budget	Variance	Actual	Budget	Variance	YTD
INTEREST INCOME	0	0	0	0	0	0	0
RENTAL INCOME	0	0	0	0	0	0	0
OTHER OPERATING REVENUE	0	8,675	(8,675)	84,466	86,750	(2,284)	17,636
AMBULANCE REVENUE	186,577	158,977	27,600	1,744,688	1,559,000	185,688	1,643,989
TOTAL REVENUE	186,577	167,652	18,925	1,829,155	1,645,750	183,405	1,661,625
CONTRACTUAL ADJUSTMENTS	70,340	88,810	(18,470)	609,433	870,911	(261,478)	565,909
GEMT PROGRAM CHANGE 2023	20,000	0	20,000	200,000	0	200,000	0
BAD DEBT	8,054	11,446	(3,392)	93,323	112,249	(18,926)	98,519
CHARITY CARE	0	1,872	(1,872)	1,179	18,718	(17,539)	1,476
DEDUCTIONS FROM REVENUE	98,394	102,128	(3,734)	903,935	1,001,878	(97,943)	665,905
NET OPERATING REVENUE	88,183	65,524	22,659	925,219	643,872	281,347	995,720
SALARIES AND WAGES	145,939	123,953	21,986	1,157,981	1,215,542	(57,561)	1,064,304
EMPLOYEE BENEFITS	40,150	36,785	3,365	367,470	364,527	2,943	329,379
PROFESSIONAL FEES	0	0	0	0	0	0	0
SUPPLIES	9,485	9,931	(446)	118,125	98,329	19,796	108,353
UTILITIES	3,580	3,572	8	35,512	35,722	(210)	32,673
PURCHASED SERVICES	14,437	15,117	(680)	156,754	151,161	5,593	118,070
CEUCC SUBSIDY EXPENSE	0	0	0	0	0	0	0
DEPRECIATION	14,980	12,883	2,097	146,639	128,825	17,814	88,158
INSURANCE	867	929	(62)	8,669	9,292	(623)	8,830
LICENSES AND TAXES	955	800	155	8,308	8,000	308	10,685
INTEREST EXPENSE	0	0	0	0	0	0	0
TRAVEL AND EDUCATION	234	463	(229)	4,313	4,636	(323)	7,376
OTHER DIRECT EXPENSES	0	95	(95)	1,353	955	398	860
EXPENSES	230,627	204,528	26,099	2,005,123	2,016,989	(11,866)	1,768,688
OPERATING INCOME (LOSS)	(142,444)	(139,004)	(3,440)	(1,079,903)	(1,373,117)	293,214	(772,968)
TAX LEVY INCOME	73,036	70,984	2,052	726,956	709,841	17,115	663,559
GAIN LOSS ASSET DISPOSITION	0	0	0	0	0	0	0
NON OPERATING OTHER INCOME OR EXPENS	0	0	0	0	0	0	0
INTERGOVERNMENTAL REV OR EXP	0	0	0	0	0	0	0
NON-OPERATING BOND ISSUE COST	0	0	0	0	0	0	0
NET INCOME (LOSS)	(69,408)	(68,020)	(1,388)	(352,947)	(663,276)	310,329	(109,409)

Kittitas County Hospital Dist 2
Statement of Revenue and Expense

	Current Month			Year to Date			Prior
	Actual	Budget	Variance	Actual	Budget	Variance	YTD
INTEREST INCOME	15,824	7,350	8,474	158,962	73,500	85,462	(24,757)
RENTAL INCOME	23,117	25,709	(2,592)	231,169	257,085	(25,916)	252,587
OTHER OPERATING REVENUE	0	0	0	25,408	0	25,408	0
AMBULANCE REVENUE	0	0	0	0	0	0	0
TOTAL REVENUE	38,941	33,059	5,882	415,538	330,585	84,953	227,829
CONTRACTUAL ADJUSTMENTS	0	0	0	0	0	0	0
GEMT PROGRAM CHANGE 2023	0	0	0	0	0	0	0
BAD DEBT	0	0	0	0	0	0	0
CHARITY CARE	0	0	0	0	0	0	0
DEDUCTIONS FROM REVENUE	0	0	0	0	0	0	0
NET OPERATING REVENUE	38,941	33,059	5,882	415,538	330,585	84,953	227,829
SALARIES AND WAGES	439	313	126	1,719	3,129	(1,410)	3,657
EMPLOYEE BENEFITS	34	24	10	131	239	(108)	585
PROFESSIONAL FEES	4,281	1,917	2,364	36,763	19,166	17,597	19,605
SUPPLIES	0	0	0	0	0	0	14,548
UTILITIES	491	592	(101)	5,192	5,921	(729)	6,556
PURCHASED SERVICES	12,502	12,134	368	148,384	127,337	21,047	124,637
CEUCC SUBSIDY EXPENSE	16,578	16,578	0	165,783	165,784	(1)	162,533
DEPRECIATION	31,657	31,667	(10)	312,237	316,666	(4,429)	320,989
INSURANCE	3,262	2,196	1,066	24,169	21,952	2,217	21,079
LICENSES AND TAXES	0	131	(131)	25	1,282	(1,257)	25
INTEREST EXPENSE	9,211	9,211	0	92,110	92,110	0	99,825
TRAVEL AND EDUCATION	0	0	0	0	0	0	0
OTHER DIRECT EXPENSES	101	893	(792)	7,527	8,934	(1,407)	8,332
EXPENSES	78,556	75,656	2,900	794,042	762,520	31,522	782,369
OPERATING INCOME (LOSS)	(39,615)	(42,597)	2,982	(378,504)	(431,935)	53,432	(554,540)
TAX LEVY INCOME	78,155	77,594	561	778,846	775,937	2,909	714,162
GAIN LOSS ASSET DISPOSITION	0	0	0	0	0	0	0
NON OPERATING OTHER INCOME OR EXPENS	0	0	0	0	0	0	859
INTERGOVERNMENTAL REV OR EXP	0	0	0	0	0	0	0
NON-OPERATING BOND ISSUE COST	0	0	0	0	0	0	0
NET INCOME (LOSS)	38,540	34,997	3,543	400,342	344,002	56,340	160,480
DAYS CASH ON HAND	262.0						
AR DAYS	103.0						
CURRENT RATIO	7.45						

Kittitas County Hospital Dist 2

Balance Sheet

	<u>Year to Date</u>	<u>Prior Year End</u>	<u>Change</u>
CASH	371,148	1,007,564	(636,416)
ACCOUNTS RECEIVABLE	145,277	310,534	(165,257)
TAXES RECEIVABLE	718,424	39,232	679,192
RIGHT OF USE RECEIVABLE	2,558,317	2,728,050	(169,734)
PREPAIDS	35,965	15,868	20,097
INVESTMENTS	1,691,825	2,251,901	(560,076)
CURRENT ASSETS	5,520,955	6,353,149	(832,194)
LAND	2,044,327	843,524	1,200,803
PROPERTY, PLANT, & EQUIPMENT	10,682,745	10,657,272	25,473
ACCUMULATED DEPRECIATION	(4,691,238)	(4,232,361)	(458,877)
NON CURRENT ASSETS	8,035,834	7,268,435	767,399
NET PENSION ASSET	766,580	766,580	0
DEFERRED OUTFLOWS	421,822	421,822	0
ASSETS	14,745,191	14,809,986	(64,795)
ACCOUNTS PAYABLE	80,368	91,129	(10,761)
INTEREST PAYABLE	45,025	9,417	35,608
ACCRUED PAYROLL	43,091	36,710	6,381
ACCRUED BENEFITS	97,498	112,650	(15,151)
CEUCC SUBSIDY PAYABLE	165,783	195,039	(29,256)
DEFERRED OTHER	1,000	25,709	(24,709)
CURRENT PORTION REVENUE BOND - LTGO	308,678	308,678	0
CURRENT LIABILITIES	741,445	779,332	(37,887)
LONG TERM REVENUE BOND - LTGO	2,861,911	3,014,950	(153,038)
NET PENSION LIABILITY	19,797	19,797	0
DEFERRED INFLOWS - PENSION	691,914	691,914	0
DEFERRED INFLOW RIGHT OF USE	2,432,854	2,654,023	(221,169)
DEFERRED INFLOWS - LEVY	299,904	0	299,904
NONCURRENT LIABILITIES	6,306,381	6,380,684	(74,303)
LIABILITIES	7,047,825	7,160,015	(112,190)
NET INCOME (LOSS)	47,395	0	47,395
UNRESTRICTED FUND BALANCE	7,649,971	7,649,971	0
FUND BALANCE	7,697,366	7,649,971	47,395
TOTAL LIABILITIES AND NET POSITION	14,745,191	14,809,986	(64,795)

Kittitas County Hospital Dist 2

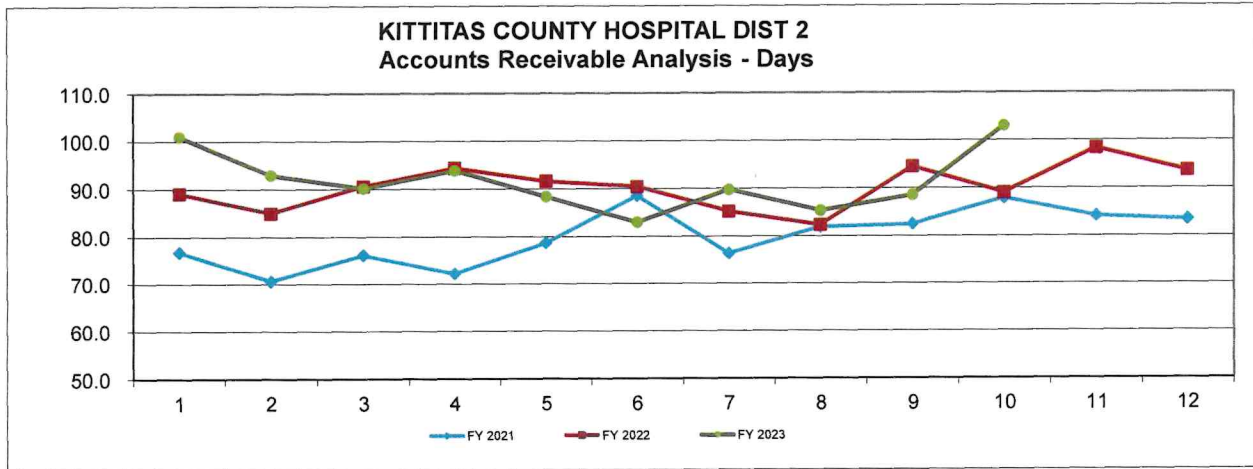
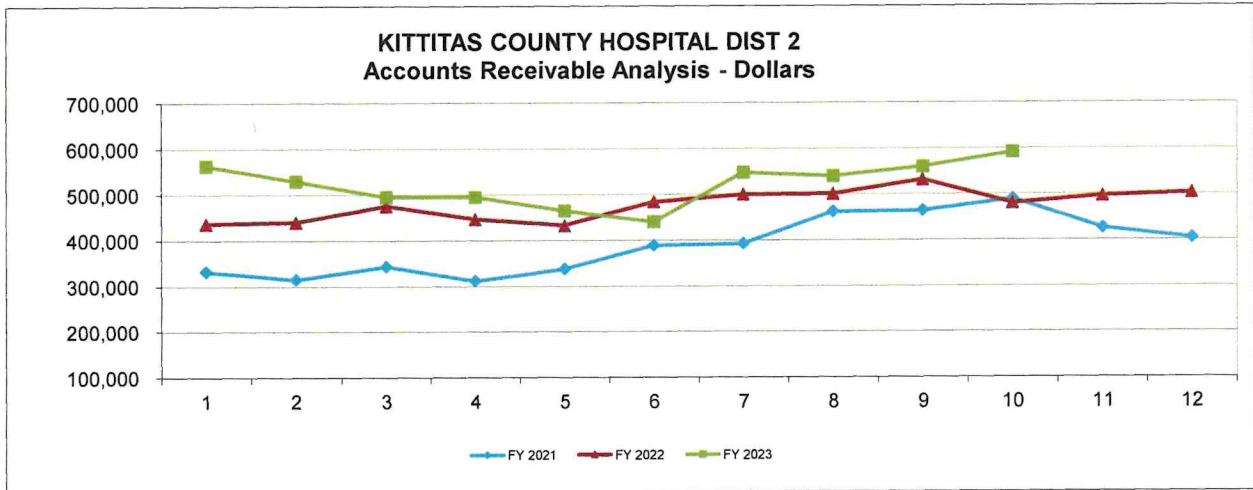
Statement of Cash Flows

	<u>CASH</u>
NET BOOK INCOME	47,395
ADD BACK NON-CASH EXPENSE	
DEPRECIATION	458,877
NET CASH FROM OPERATIONS	506,272
CHANGE IN CURRENT ASSETS	
PATIENT ACCOUNTS AND OTHER RECEIVABLES	165,257
PROPERTY TAX RECEIVABLE	(679,192)
RIGHT OF USE RECEIVABLE	169,734
PREPAID EXPENSE	(20,097)
TOTAL CHANGE IN CURRENT ASSETS	(364,298)
PURCHASE OF PROPERTY, PLANT & EQUIPMENT	(1,226,275)
NET PENSION ASSET	0
DEFERRED OUTFLOWS	0
CHANGE IN INVESTMENTS	560,076
PROCEEDS FROM SALE/MATURITY OF INVESTMENTS	
TOTAL CHANGE IN ASSETS	(1,030,498)
CHANGES IN CURRENT LIABILITIES	
ACCOUNTS PAYABLE	(10,761)
INTEREST PAYABLE	35,608
ACCRUED PAYROLL	6,381
ACCRUED BENEFITS	(15,151)
CEUCC SUBSIDY PAYABLE	(29,256)
DEFERRED OTHER	(24,709)
TOTAL CHANGE CURRENT LIABILITIES	(37,887)
PRINCIPLE PAYMENT ON REVENUE BOND	(153,038)
NET PENSION LIABILITY	0
DEFERRED INFLOWS PENSION AND LEVY	299,904
DEFERRED INFLOW RIGHT OF USE	(221,169)
NET CHANGE IN CASH	(636,416)
BEGINNING CASH ON HAND	1,007,564
ENDING CASH ON HAND	371,148



KITTITAS COUNTY HOSPITAL DIST 2
Accounts Receivable Analysis

	Oct-23	Sep-23	Aug-23	Jul-23	Jun-23	May-23	Apr-23	Mar-23	Feb-23	Jan-23	Dec-22	Nov-22
SYS DESIGN EMS												
A/R Dollars	591,061	559,771	539,502	547,857	439,719	464,456	494,771	495,226	529,329	562,853	502,991	496,457
A/R Days	103.0	88.6	85.3	89.8	82.9	88.4	93.9	90.2	92.9	100.9	93.7	98.4





KITTITAS COUNTY HOSPITAL DIST 2

BOARD MEETING October 2023 ACTIVITY

ACCOUNTS PAYABLE WARRANTS/ EFTS TO BE APPROVED

CHECK DATE:

# 1 WARRANT NUMBERS:	14050-14056	NET AMOUNT:	28,966.48	2-Oct-23
# 2 WARRANT NUMBERS:	14057-14065	NET AMOUNT:	1,574.63	9-Oct-23
# 3 WARRANT NUMBERS:	14066-14084	NET AMOUNT:	50,009.32	16-Oct-23
# 4 WARRANT NUMBERS: (VOID)	13274/13434/13543/13913	NET AMOUNT:	(20,427.25)	16-Oct-23
# 5 WARRANT NUMBERS:	14085-14094	NET AMOUNT:	14,278.94	23-Oct-23
# 6 WARRANT NUMBERS: (VOID)	11701	NET AMOUNT:	(5.00)	23-Oct-23
# 7 WARRANT NUMBERS:	14095-14112	NET AMOUNT:	14,757.45	30-Oct-23
			<u>89,154.57</u>	

PAYROLL WARRANTS / EFTS TO BE APPROVED

PPE 10/07/2023	NET AMOUNT:	39,103.59	13-Oct-23
PPE 10/21/2023	NET AMOUNT:	44,056.07	27-Oct-23
		<u>83,159.66</u>	

TOTAL NET WARRANTS & EFT'S **172,314.23**

Kittitas County Hospital District #2
 Detailed Statement of Accounts Payable Transactions
 Month of October 2023



Account Class	Check No	Vendor	Amount	
Balance Sheet	13913	KITTCOM	(20,307.25)	
	14051	DEPARTMENT OF RETIREMENT SYSTEMS	3,911.67	
	14053	KITTCOM	20,307.25	
	14070	DEPARTMENT OF RETIREMENT SYSTEMS	506.13	
	14071	DEPARTMENT OF RETIREMENT SYSTEMS	3,970.58	
	14076	KITTCOM	20,307.25	
	14083	AFLAC	543.91	
	14084	PHYLLIS ZYLSTRA	305.57	
	14085	DEPARTMENT OF LABOR & INDUSTRIES	4,417.01	
	14086	DEPARTMENT OF REVENUE	5.00	
	14087	DEPARTMENT OF REVENUE-EXCISE	(8.80)	
	14087	DEPARTMENT OF REVENUE-EXCISE	246.25	
	14088	EMPLOYMENT SECURITY DEPARTMENT	2,268.95	
	14089	EMPLOYMENT SECURITY DEPARTMENT	2,171.97	
	14090	EMPLOYMENT SECURITY DEPARTMENT	1,395.43	
	14099	DEPARTMENT OF RETIREMENT SYSTEMS	489.40	
	14100	DEPARTMENT OF RETIREMENT SYSTEMS	4,404.40	
	Employee Benefits	13274	CAROL JACQUES	(45.00)
		13434	MATT MCCABE	(15.00)
13543		TOM WATKINS	(60.00)	
14051		DEPARTMENT OF RETIREMENT SYSTEMS	2,555.70	
14059		BPAS-VEBA	90.00	
14065		BPAS-VEBA	72.00	
14071		DEPARTMENT OF RETIREMENT SYSTEMS	2,483.71	
14082		WA STATE COUNCIL OF FIREFIGHTERS	900.00	
14100		DEPARTMENT OF RETIREMENT SYSTEMS	2,757.03	
Professional Fees		14079	MEYER, FLUEGGE & TENNEY INC. P.S.	1,875.00
	14106	MEYER, FLUEGGE & TENNEY INC. P.S.	281.25	
Supplies	14050	CARDINAL HEALTH 112, LLC	40.70	
	14050	CARDINAL HEALTH 112, LLC	26.70	
	14050	CARDINAL HEALTH 112, LLC	220.62	
	14054	LIFE ASSIST, INC.	1,002.94	
	14056	RACOM CORPORATION	203.23	
	14060	GALLS, LLC	81.57	
	14060	GALLS, LLC	144.08	
	14061	KITTITAS VALLEY HEALTHCARE	252.00	
	14062	LIFE ASSIST, INC.	20.31	
	14069	CLE ELUM HARDWARE & RENTAL	16.20	
	14069	CLE ELUM HARDWARE & RENTAL	29.18	
	14073	GALLS, LLC	194.55	
	14073	GALLS, LLC	83.43	
14075	JAMES OIL CO., INC.	1,101.63		

	14078 KITTITAS VALLEY HEALTHCARE	1,033.43
	14081 STATE DEPARTMENT OF TRANSPORTATION	1,732.54
	14092 MOUNTAIN AUTO PARTS	51.80
	14093 OXARC INC	281.82
	14093 OXARC INC	96.91
	14095 AMAZON	12.93
	14096 CARDINAL HEALTH 112, LLC	169.41
	14096 CARDINAL HEALTH 112, LLC	117.84
	14102 GALLS, LLC	192.40
	14103 JAMES OIL CO., INC.	823.69
	14104 LIFE ASSIST, INC.	849.46
	14104 LIFE ASSIST, INC.	842.17
	14108 MOUNTAIN AUTO PARTS	21.07
	14110 OXARC INC	96.91
Utilities	14052 DISH NETWORK	182.58
	14058 AT & T MOBILITY	40.04
	14058 AT & T MOBILITY	246.26
	14064 VERIZON	318.22
	14066 CITY OF CLE ELUM	425.36
	14066 CITY OF CLE ELUM	560.31
	14066 CITY OF CLE ELUM	116.68
	14066 CITY OF CLE ELUM	116.68
	14072 DISH NETWORK	119.59
	14074 INLAND NETWORKS	205.41
	14077 KITTITAS COUNTY FIRE DISTRICT #7	200.00
	14080 PUGET SOUND ENERGY	35.80
	14097 CENTURYLINK	293.85
	14098 CITY OF CLE ELUM	159.74
	14098 CITY OF CLE ELUM	132.76
	14101 DISH NETWORK	187.59
	14105 MCI	39.65
	14111 PUGET SOUND ENERGY	59.71
	14111 PUGET SOUND ENERGY	768.82
	14111 PUGET SOUND ENERGY	14.34
	14111 PUGET SOUND ENERGY	10.89
	14111 PUGET SOUND ENERGY	18.21
Purchased Services	14055 MICROSOFT	499.96
	14055 MICROSOFT	15.13
	14057 AMAZON	110.15
	14063 NORTHERN KITTITAS CO TRIBUNE	200.00
	14067 CITY OF CLE ELUM FIRE DEPARTMENT	200.00
	14067 CITY OF CLE ELUM FIRE DEPARTMENT	200.00
	14068 CLE ELUM FARM & HOME	93.93
	14069 CLE ELUM HARDWARE & RENTAL	43.19
	14069 CLE ELUM HARDWARE & RENTAL	43.23
	14078 KITTITAS VALLEY HEALTHCARE	8,318.74
	14078 KITTITAS VALLEY HEALTHCARE	4,247.29
	14091 JACKSON HORSLEY	400.00
	14094 SYSTEMS DESIGN	1,997.22

	14107 MICROSOFT	499.96
	14107 MICROSOFT	15.13
	14109 NORTHERN KITTITAS CO TRIBUNE	320.00
	14109 NORTHERN KITTITAS CO TRIBUNE	52.50
	14109 NORTHERN KITTITAS CO TRIBUNE	320.00
	14109 NORTHERN KITTITAS CO TRIBUNE	320.00
	14112 WILLETES SHELL SERVICE	486.34
Licenses & Taxes	14087 DEPARTMENT OF REVENUE-EXCISE	955.38
Other Direct Expenses	11701 ESTATE OF JOYLYNNE GARTIN	(5.00)
		<hr/>
		89,154.57

KITTITAS COUNTY PUBLIC HOSPITAL DISTRICT #2
 US BANCORP INVESTMENTS
 October 31, 2023

INVESTMENT TYPE	CUSIP	INVESTMENT DATE	MATURITY DATE	YTM %	MATURITY AMOUNT	INVESTMENT AMOUNT	MARKET VALUE	UNREALIZED GAIN/(LOSS)
FHLB	3130ATWQ6	11/29/2022	11/17/2023	4.750%	1,000,000.00	998,815.00	999,415.93	600.93
FNMA	3135G06B4	7/27/2021	10/22/2025	0.570%	300,000.00	299,874.30	273,638.97	(26,235.33)
TOTAL					1,300,000.00	1,298,689.30	1,273,054.90	(25,634.40)

Kittitas Valley Healthcare

603 S. Chestnut St.
Ellensburg WA 98926

Invoice

Date	Invoice #
10/16/2023	KVH 09/23

Bill To
KITTITAS COUNTY HOSP DIST #2 111 PINE STREET CLE ELUM, WA 98922

Description	Amount
Financial Services September 2023	895.00
Financial Services Senior Accountant September 2023	2,082.71
Financial Services Director of Finance September 2023	107.80
Accounts Payable Services September 2023	287.90
Payroll Services September 2023	270.77
Payroll Services - additional September 2023	88.50
Benefits Management September 2023	60.30
Dashboards reporting September 2023	142.32
Digital Marketing September 2023	311.99
Operations Manager September 2023	8,318.74
Total	\$12,566.03



Sept 20-Sept 27

	Billable	Non-Billable*
Ambulance: Home Responses	9	4
Ambulance: Injury/Accidents	3	2
Ambulance: Other	4	3

*Ambulance services only get paid when patients are transported.

Medic One: Upper County

Answering Every Call

Providing advanced life support services to ALL of Upper Kittitas County for over 40 years



Medic One is a service of Kittitas County Hospital District #2

*Ambulance services only get paid when patients are transported.



Sept 27-October 4

Answering Every Call

Ambulance: Home Responses

8

Ambulance: Injury/Accidents

6

Ambulance: Other

5

Billable

Non-Billable*

5

3

0

Medic One: Upper County



Medic One is a service of Kittitas County Hospital District #2



Oct 4-11

	Billable	Non-Billable*
Ambulance: Home Responses	10	2
Ambulance: Injury/Accidents	4	2
Ambulance: Other	5	0

*Ambulance services only get paid when patients are transported.

Medic One: Upper County

Answering Every Call



Medic One is a service of Kittitas County Hospital District #2



Answering Every Call

Oct 11-18	Billable	Non-Billable*
Ambulance: Home Responses	5	9
Ambulance: Injury/Accidents	4	4
Ambulance: Other	3	1
Weekly Total:	12	14

*Ambulance services only get paid when patients are transported.

Upper Kittitas County Medic One



Answering Every Call

Oct 18-24

	Billable	Non-Billable*
Ambulance: Home Responses	8	5
Ambulance: Injury/Accidents	2	4
Ambulance: Other	3	1
<i>Weekly Total:</i>	13	10

*Ambulance services only get paid when patients are transported.



Medic One is a service of Kittitas County Hospital District #2

Upper Kittitas County Medic One

Dakoda Fenter

Flu Vaccine 101

Contact your KVH provider or local pharmacy today for your flu shot

Are Flu Vaccines Safe?

- Flu vaccines have a good safety record. Hundreds of millions of Americans have safely received flu vaccines over the past 50 years, and there has been extensive research supporting the safety of flu vaccines.
- A flu vaccine is the first and best way to reduce your chances of getting the flu and spreading it to others. CDC recommends that everyone 6 months of age and older receive a flu vaccine every year.

Can I get the flu from the flu vaccine?

- NO, the flu vaccine cannot cause flu.

Do flu vaccines cause any side effects?

Like any medical product, vaccines can cause side effects. Side effects of the flu vaccine are generally mild and go away on their own within a few days.

Common side effects from the flu shot include:

- Soreness, redness, and/or swelling from the shot
- Headache
- Fever
- Nausea
- Muscle aches

Who should get a flu vaccine?

- CDC recommends everyone 6 months of age and older, including pregnant women, should receive an annual flu vaccination with rare exceptions

Individuals should talk with their doctor before getting the flu shot if they:

- Have had a severe allergy to eggs or any of the ingredients in the vaccine.
- Have had Guillain-Barre syndrome (GBS)
- Are not feeling well.





Services

- routine checkups
- immunizations
- screening tests
- health-risk assessments
- chronic illness mgmt
- counseling
- addiction treatment
- anticoagulation



*Your Home for Health
this Holiday Season*

Specialty Services

- Cardiology
- Behavioral Health
- Diabetes Education
- Orthopedics
- Physical Therapy
- Speech Therapy
- Women's Health



Geoff Sherer - RN, EMT - Operations Manager



Happy Holidays
Upper Kittitas County Medic One

Answering Every Call

The only advanced life support ambulance service
for Upper Kittitas County

A service of Kittitas County Hospital District #2
The gift of local medical response for 55 years!

RAPID ACCESS

Walk-Ins Available

A Rapid Access Walk-In Clinic for KVH Patients

Rapid Access Care for **YOUR** family this Holiday Season

Hours:
Monday - Saturday
7:00AM - 6:30PM
509.933.3933

KVH
Kittitas Valley Healthcare
Your Home for Health.

100 East Jackson, Suite 100 (floor 1)
Ellensburg, WA 98926

509.674.6944

Urgent Care
Open 10 a.m. to 10 p.m.
KVH

Kittitas Valley Healthcare Urgent Care - Cle Elum

The urgent care center provides care for your non-emergency medical needs.

Hours:
10AM - 10PM
includes weekends and holidays

214 W 1st Street Cle Elum, WA 98922

KVH
Kittitas Valley Healthcare
Your Home for Health

*Honoring All
Who Served*

