



**Kittitas County Public Hospital District No. 2
BOARD OF COMMISSIONERS' REGULAR MEETING**

**July 17th, 2023 at 6:30 p.m.
Upper Kittitas County Medic One Ambulance Station 99
111 Pine Street, Cle Elum**

AGENDA

- I. Introductions**
- II. Approval of Agenda*** (1)
- III. Approval of Minutes***
 - a. June 19, 2023 (2-4)
- IV. Public Comments/Announcements/Correspondence**
- V. Reports:**
 - a. Operations Report (G. Scherer) (5-11)
 - b. Superintendent's Report (J. Petersen)
 - c. Ancillary Report (R. Holden) (12)
 - 1. Community Updates
 - d. Finance Report, Approval of Expenses* (S. Olander) (13-22)
 - 1. Finance Report June 2023
- VI. Old Business**
 - a. Joint meeting Fire District 7 and Hospital District 2
- VII. New Business**
 - a. Upcoming Meeting Dates:
 - 1. August 21, 2023, Board of Commissioners' Regular Meeting
 - 2. September 18, 2023, Board of Commissioners' Regular Meeting
- VIII. Adjournment**

Note: Upcoming Agenda Items



Kittitas County Public Hospital District #2

BOARD MEETING MINUTES

Meeting Date: Monday: June 19, 2023
Minutes of: Regular Meeting of the Board of Commissioners
Meeting Place: Medic One Ambulance Station, 111 Pine Street, Cle Elum, WA
Minutes Submitted By: Scott Olander, Treasurer

Call to Order:

Meeting: Call to Order – Call to order made by Commissioner Rogalski at 6:30 p.m.

Introductions:

Commissioners: Floyd Rogalski, Ingrid Vimont and Fred Benjamin. Commissioners Hartwig Vatheuer and Carrie Youngblood were excused. Superintendent: Julie Petersen; Treasurer: Scott Olander; Ancillary Operations: Rhonda Holden and EMS Manager: Geoff Scherer

Guests: Holly Hutchinson, KVH Senior Accountant

Approval of Agenda:

Action: A motion to approve the agenda was made by Commissioner Benjamin and seconded by Commissioner Vimont. Motion carried.

Approval of Minutes:

Action: A motion to approve the minutes of May 15, 2023 was made by Commissioner Benjamin and seconded by Commissioner Vimont. Motion Carried.

Operations Report:

The Commissioners reviewed the written operations report and operating statistics prepared by Geoff for May 2023. In May there were 120 calls for service which lead to 58 transports. May transports were below budget by 12 transports. Geoff noted that May refusals to transport were higher than expected. Geoff reported that MedicOne passed a DOH and CMS iSTAT audit. Geoff's report noted that Fire District 7 is no longer responding to low acuity EMS calls, however all other Upper County partners are still responding to calls. Geoff reported that in May there were 15 hours when the District did not have ALS coverage because staff were busy transporting patients.

The recent SAO audit identified a potential weakness related to use of fuel cards by District staff. Geoff presented a fuel card policy that addresses the weakness that will take effective July 1, 2023.

Superintendent’s Report:

The commissioners reviewed and discussed the written superintendent’s report. IAFF 4880 sent a written request to negotiate a new contract. The District and IAFF 4880 are scheduling dates in July and August to negotiate. Commissioner Benjamin will represent the Board in the negotiations.

Ancillary Report:

The commissioners reviewed and discussed the written ancillary report. Rhonda noted that Harborview Medical Center has requested that KVH assist MedicOne in obtaining and overseeing whole blood for trauma patients. Complying with the request is challenging because of the short shelf life of whole blood and the blood storage monitoring, reporting requirements, regulations and cost.

Finance Report:

Scott introduced Holly Hutchinson, the KVH Senior Accountant who prepares District 2’s monthly financial reports and works closely with Dingus Zarecor and Associates on the District’s annual financial audit. The financial statements for May 2023 were reviewed and discussed by the Commissioners. The review included a review of actual versus budgeted revenue and expense variances. MedicOne did 58 transports in May; 12 transports below budget. The average charge per transport exceeded budget by \$312 dollars so the transport revenue shortfall was not nearly as great as one would expect. The May transport revenue shortfall was \$9,166. YTD through May MedicOne has done 332 transports; 11 transports less than budget and 5 transports less than 2022 transport volume through May. May expenses were below budget by \$18,082. YTD expenses are below budget by \$13,352. YTD the District has posted a net loss \$17,059 compared to a budgeted net loss of \$159,797; a positive variance of \$142,738. On the Balance Sheet Scott noted that the investments have decreased and cash has increased in preparations to purchase the 506 Power Street Church property that the Board approved in May 2023.

Scott reviewed the 2022 Independent Audit Report with the commissioners. The District received a clean audit report.

Action: A motion to accept the 2022 Independent Auditors Report was made by Commissioner Benjamin and seconded by Commissioner Vimont. Motion Carried.

Action: A motion to approve the warrants for May was made by Commissioner Vimont and seconded by Commissioner Benjamin. Motion Carried.

Executive Session:

There was no executive session.

Announcements:

The next regular meeting date: July 17, 2023 at 6:30 pm in the UKC Medic One Ambulance Station located at 111 Pine Street, Cle Elum, WA.

There being no further business the regular meeting was adjourned at 7:34 pm by Commissioner Rogalski.

Operation's Manager Report – June 2023

	June 2023	June 2022
Calls for Service	131	124
Patient Count	119	124
Patient Transports	72	84
Patient Refusals	29	24
Year to Date Transports	405	422
Station #73 Transports	20	
Station # 99 Transports	52	
Passed Calls	0	

PERSONNEL

The agency is in the process of onboarding 2 new EMT's, they need to finish orientation and do a few shifts as a third on the ambulance. One of our part time medics who has been working at least 30 to 40 hours per week will no longer be doing shifts, that leaves the agency with only one per-diem medic. I have been pulling more shifts on the ambulance due to sickness and vacation coverage.

APPARATUS

Still waiting for parts to arrive for M5 A/C repair. I have ordered 2 new radios for medic 8.

Year	Unit	Beg ODO	End ODO	Miles	Location	Comments
2022	M10	19,529	22,616	3,087	Station 93	1 st Out
2021	M9	51,106	55,457	4,351	Station 99	1 st Out
2019	M8	87,196	87,464	268	Station 99	Backup
2016	M6	140,767	140,767	0	Station 99	OOS
2016	M5	150,744	150,744	0	Station 99	Backup
Total Miles				7,707		

MISCELLANEOUS

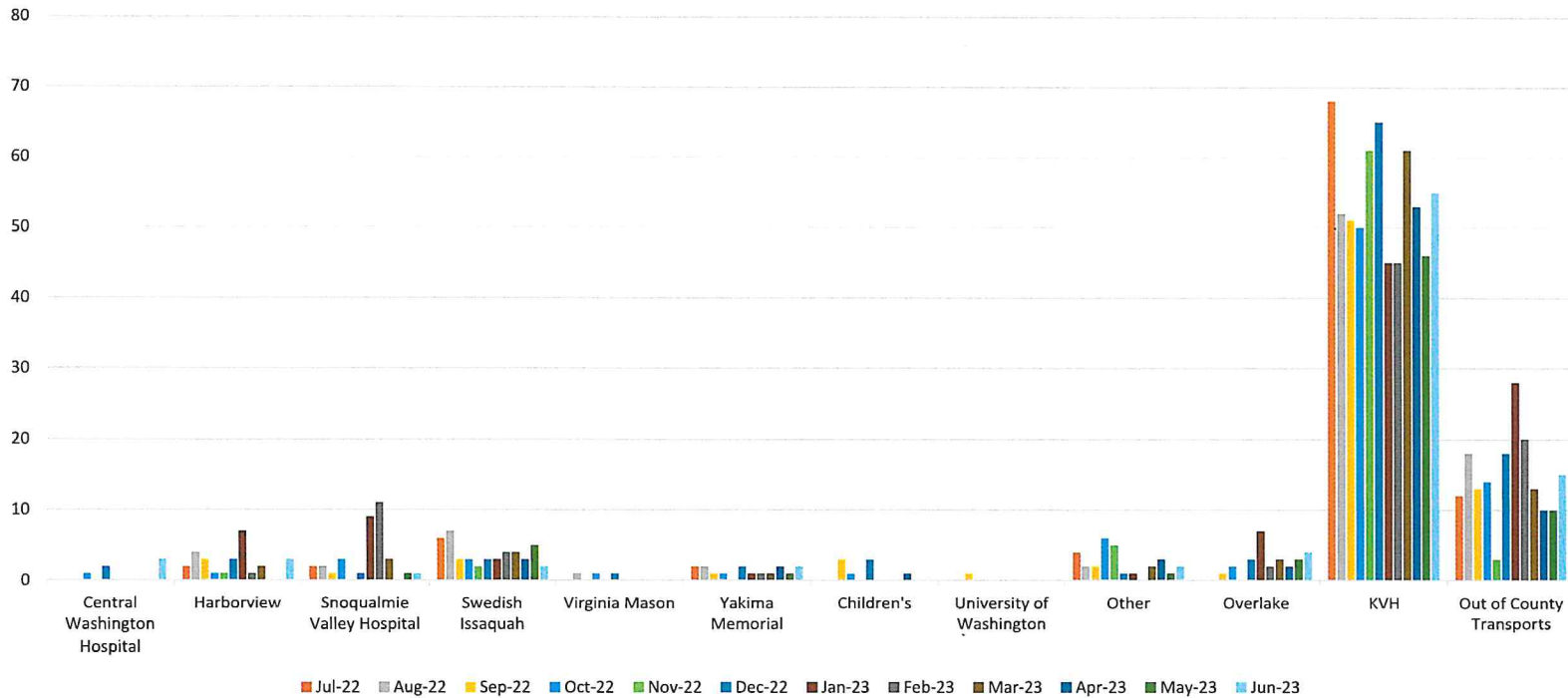
- Fire District 7 is no longer responding to low acuity EMS calls, all other partners are still responding to EMS calls.
- The agency received \$25,000 from Greater Health Now for the work being done in community paramedicine.
- 16 hours of no ALS coverage in June 2023 (Level Zero) 21/2 calls, 4/3 calls
- Overlapping calls

2023	Jan	Feb	Mar	Apr	May	Jun	Jul	Aug	Sept	Oct	Nov	Dec
Percent	48%	51%	49%	40%	46%	41%						
Calls	63	60	60	44	55	54						

2022	Jan	Feb	Mar	Apr	May	Jun	Jul	Aug	Sept	Oct	Nov	Dec
Percent	34%	38%	47%	44%	51%	54%	37%	45%	47%	48%	52%	52%
Calls	61	23	54	48	64	78	54	58	55	62	57	65

Hospital	Jul-22	Aug-22	Sep-22	Oct-22	Nov-22	Dec-22	Jan-23	Feb-23	Mar-23	Apr-23	May-23	Jun-23
Central Washington Hospital	0	0	0	1	0	2	0	0	0	0	0	3
Harborview	2	4	3	1	1	3	7	1	2	0	0	3
Snoqualmie Valley Hospital	2	2	1	3	0	1	9	11	3	0	1	1
Swedish Issaquah	6	7	3	3	2	3	3	4	4	3	5	2
Virginia Mason	0	1	0	1	0	1	0	0	0	0	0	0
Yakima Memorial	2	2	1	1	0	2	1	1	1	2	1	2
Children's	0	0	3	1	0	3	0	0	0	1	0	0
University of Washington	0	0	1	0	0	0	0	0	0	0	0	0
Other	4	2	2	6	5	1	1	0	2	3	1	2
Overlake	0	0	1	2	0	3	7	2	3	2	3	4
KVH	68	52	51	50	61	65	45	45	61	53	46	55
Out of County Transports	12	18	13	14	3	18	28	20	13	10	10	15

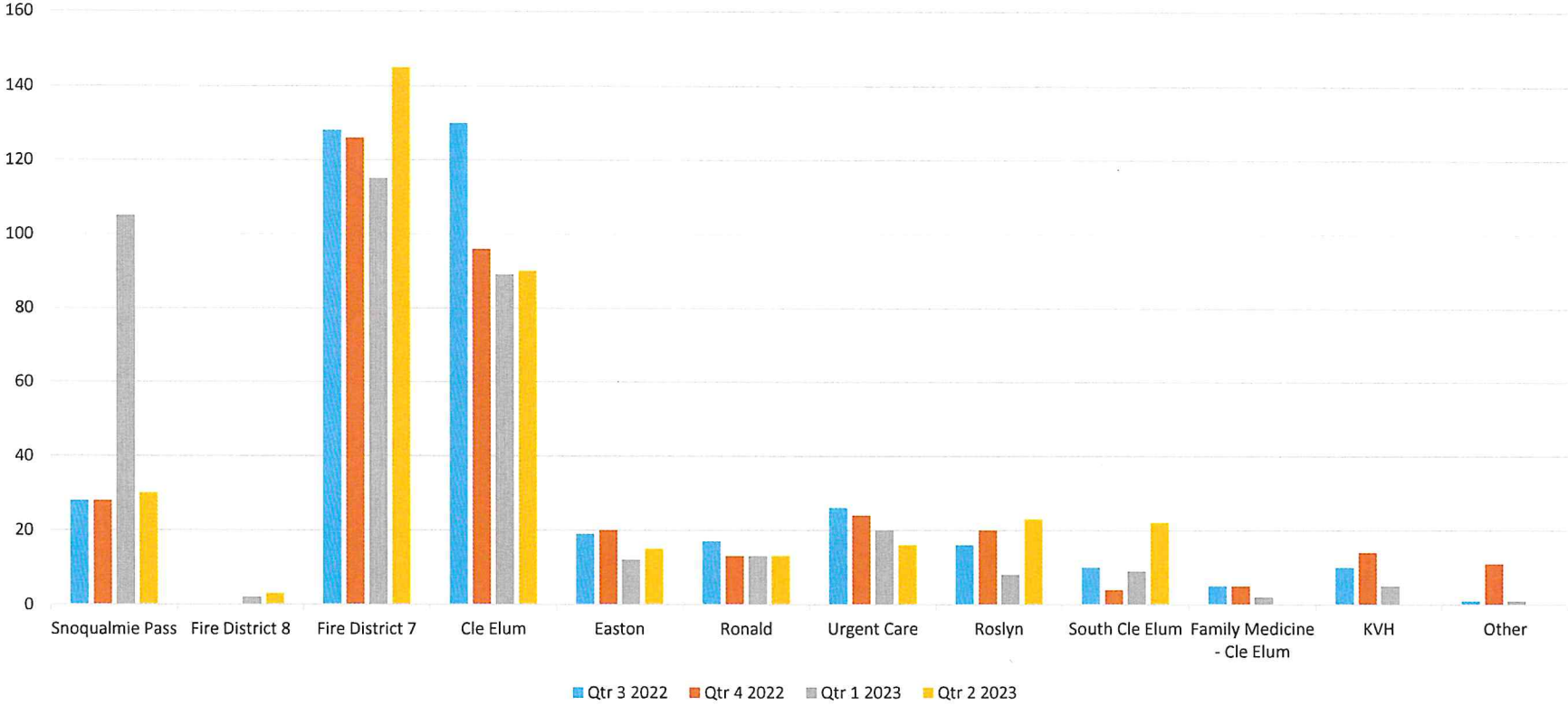
Patient Transport per Destination
Jul 2022 - Jun 2023



Patient Transport Count per Destination
Q1 and Q2 2023

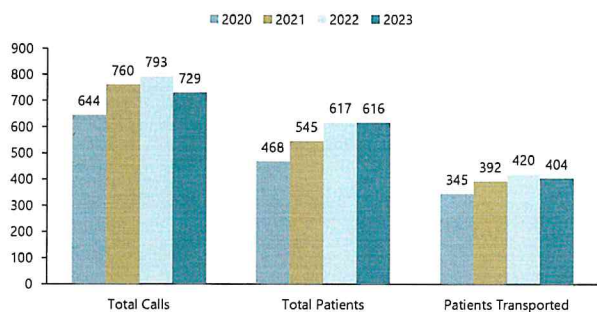


Calls for Service per Zone
Q3 2022 - Q2 2023

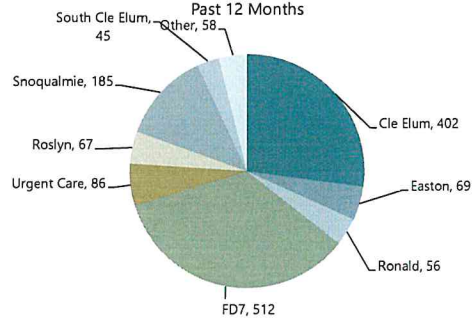


Kittitas County Public Hospital District No. 2

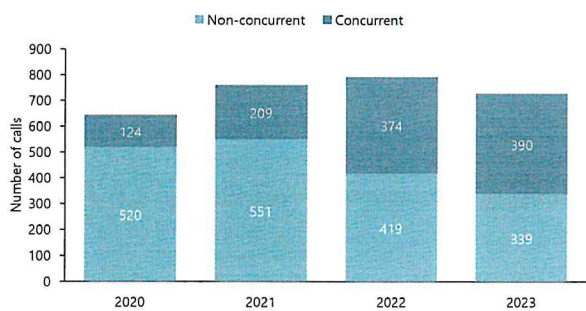
Volumes, YTD



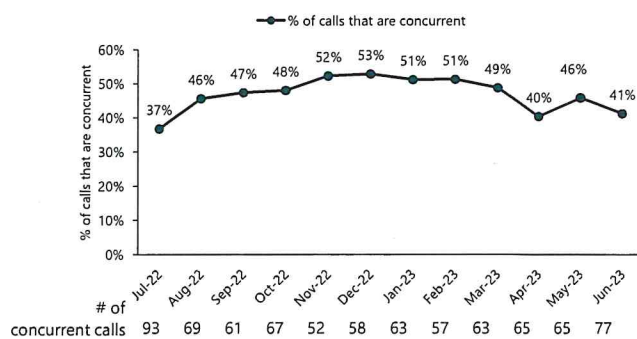
Calls by Zone



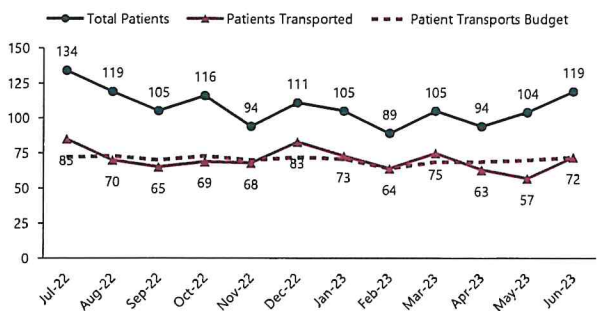
Concurrent Calls, YTD



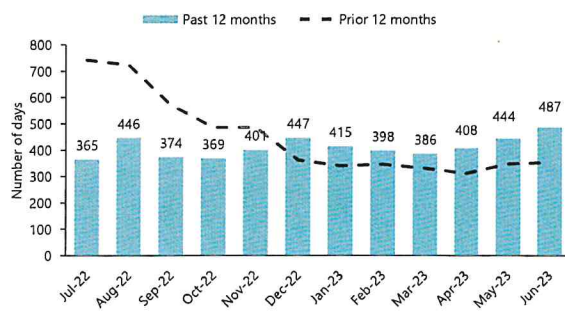
Concurrent Calls



Patients and Transports



Days Cash on Hand



YTD values through end of previous month

Last updated 7/12/2023

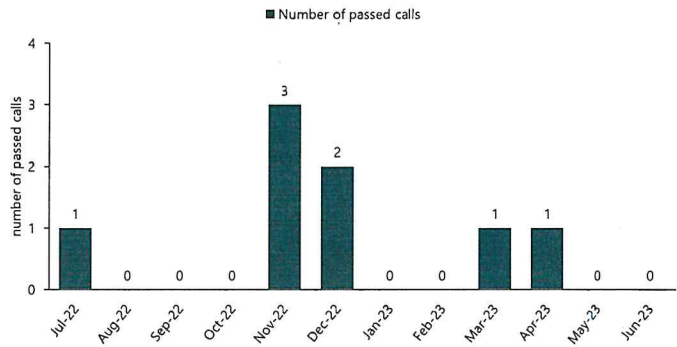
Kittitas County Public Hospital District No. 2

Turnout Time - Dispatch to Enroute

7/1/2022 to 6/30/2023

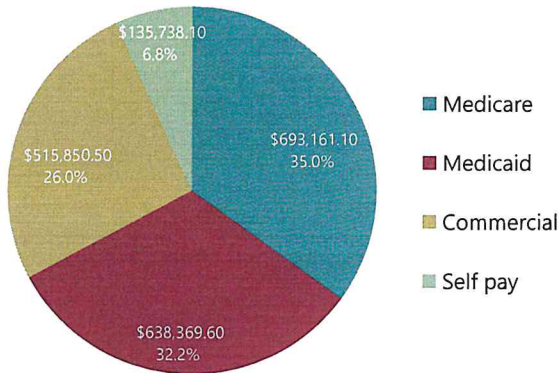
Apparatus	Responses	Turnout Time
M931(HD2)	575	4:45
M932 (HD2)	0	
M991 (HD2)	342	2:06
HD2 Overall	917	3:46

Passed Calls



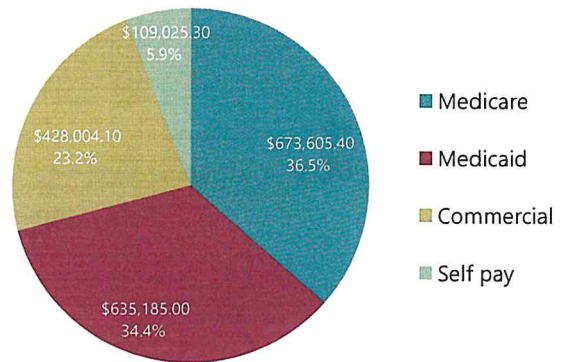
Payor Mix by Charges

4/1/2022 to 3/31/2023



Payor Mix by Charges

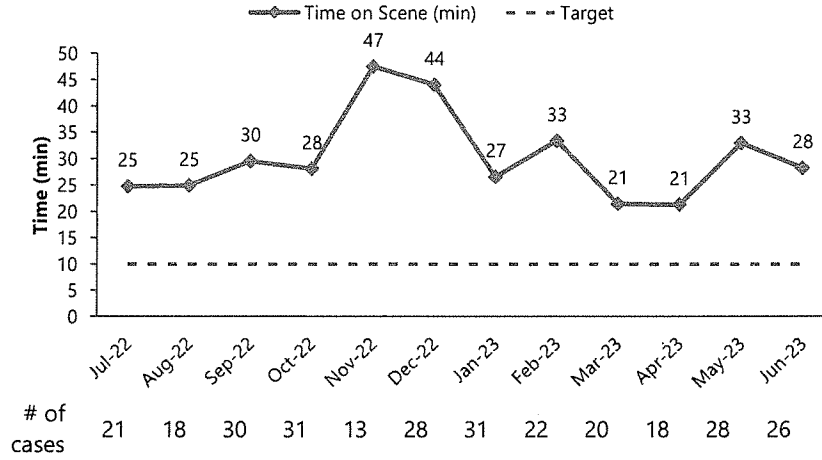
4/1/2021 to 3/31/2022



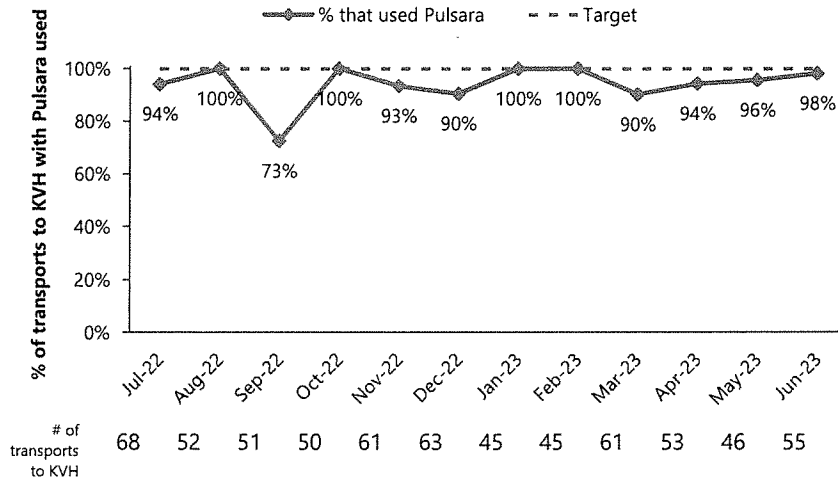
Kittitas County Public Hospital District No. 2

Quality Metrics

Time on Scene ↓ for trauma patients



Pulsara Used ↑ for patients transported to KVH



Ancillary Services report to HD 2 Board of Commissioners
July 2023

Ancillary Service Operation Report:

47 Degrees North

Over 2600 letters of opposition to 47 Degrees North were received by the City of Cle Elum, including letters on behalf of Hospital District #1, Hospital District #2 and the City of Roslyn. Copies of these letters were sent to the Commissioners at the end of June.

506 Power Street

The property closed on July 11. We are working with KDA and Randy Kaiser to determine what modifications need to be made that will fit within our budget.

Respectfully submitted by Rhonda Holden, MSN, CENP

Kittitas County Hospital Dist 2
Statement of Revenue and Expense

MEDICAL BILLABLE RUNS	72	72	0	404	415	(11)	421
AVERAGE CHARGE PER RUN	2,385	2,137	248	2,417	2,237	180	2,278
	Current Month			Year to Date			Prior
	Actual	Budget	Variance	Actual	Budget	Variance	YTD
INTEREST INCOME	13,712	7,350	6,362	97,332	44,100	53,232	(18,315)
RENTAL INCOME	23,176	25,709	(2,533)	138,760	154,249	(15,489)	152,209
OTHER OPERATING REVENUE	29,998	8,675	21,323	80,960	52,050	28,910	10,305
AMBULANCE REVENUE	171,690	153,849	17,841	976,628	928,220	48,408	959,146
TOTAL REVENUE	238,577	195,583	42,994	1,293,681	1,178,619	115,062	1,103,344
CONTRACTUAL ADJUSTMENTS	49,737	85,945	(36,208)	349,672	518,536	(168,864)	323,618
GEMT PROGRAM CHANGE 2023	20,000	0	20,000	120,000	0	120,000	0
BAD DEBT	9,155	11,077	(1,922)	56,352	66,834	(10,482)	63,862
CHARITY CARE	889	1,872	(983)	889	11,230	(10,341)	314
DEDUCTIONS FROM REVENUE	79,781	98,894	(19,113)	526,913	596,600	(69,687)	387,794
NET OPERATING REVENUE	158,795	96,689	62,106	766,768	582,019	184,749	715,551
SALARIES AND WAGES	124,844	120,268	4,576	672,085	725,605	(53,520)	631,274
EMPLOYEE BENEFITS	36,318	36,259	59	223,391	218,080	5,311	195,760
PROFESSIONAL FEES	2,450	1,917	533	27,782	11,498	16,284	13,866
SUPPLIES	5,815	9,770	(3,955)	61,283	58,766	2,517	64,956
UTILITIES	3,395	4,164	(769)	24,459	24,987	(528)	26,221
PURCHASED SERVICES	24,680	27,251	(2,571)	176,969	169,494	7,475	135,881
CEUCC SUBSIDY EXPENSE	16,578	16,578	0	99,470	99,472	(2)	97,520
DEPRECIATION	45,133	44,550	583	273,832	267,291	6,541	209,869
INSURANCE	3,170	3,125	45	19,199	18,744	455	17,635
LICENSES AND TAXES	937	927	10	4,572	5,562	(990)	6,802
INTEREST EXPENSE	9,211	9,211	0	55,266	55,266	0	59,895
TRAVEL AND EDUCATION	395	463	(68)	4,052	2,784	1,268	6,298
OTHER DIRECT EXPENSES	106	988	(882)	5,337	5,937	(600)	5,229
EXPENSES	273,033	275,471	(2,438)	1,647,696	1,663,486	(15,790)	1,471,206
OPERATING INCOME (LOSS)	(114,238)	(178,782)	64,544	(880,928)	(1,081,467)	200,539	(755,655)
TAX LEVY INCOME	151,541	148,578	2,963	901,172	891,466	9,706	826,490
GAIN LOSS ASSET DISPOSITION	0	0	0	0	0	0	0
NON OPERATING OTHER INCOME OR EXPENS	0	0	0	0	0	0	859
INTERGOVERNMENTAL REV OR EXP	0	0	0	0	0	0	0
NON-OPERATING BOND ISSUE COST	0	0	0	0	0	0	0
NET INCOME (LOSS)	37,303	(30,204)	67,507	20,244	(190,001)	210,245	71,693
DAYS CASH ON HAND	487.0						
AR DAYS	82.9						
CURRENT RATIO	9.06						

Kititas County Hospital Dist 2
Statement of Revenue and Expense

	72	72	0	404	415	(11)	421
MEDICAL BILLABLE RUNS	72	72	0	404	415	(11)	421
AVERAGE CHARGE PER RUN	2,385	2,137	248	2,417	2,237	180	2,278
	Current Month			Year to Date			Prior
	Actual	Budget	Variance	Actual	Budget	Variance	YTD
INTEREST INCOME	0	0	0	0	0	0	0
RENTAL INCOME	0	0	0	0	0	0	0
OTHER OPERATING REVENUE	29,998	8,675	21,323	55,552	52,050	3,502	10,305
AMBULANCE REVENUE	171,690	153,849	17,841	976,628	928,220	48,408	959,146
TOTAL REVENUE	201,688	162,524	39,164	1,032,181	980,270	51,911	969,450
CONTRACTUAL ADJUSTMENTS	49,737	85,945	(36,208)	349,672	518,536	(168,864)	323,618
GEMT PROGRAM CHANGE 2023	20,000	0	20,000	120,000	0	120,000	0
BAD DEBT	9,155	11,077	(1,922)	56,352	66,834	(10,482)	63,862
CHARITY CARE	889	1,872	(983)	889	11,230	(10,341)	314
DEDUCTIONS FROM REVENUE	79,781	98,894	(19,113)	526,913	596,600	(69,687)	387,794
NET OPERATING REVENUE	121,907	63,630	58,277	505,267	383,670	121,597	581,657
SALARIES AND WAGES	124,844	119,955	4,889	671,445	723,728	(52,283)	629,482
EMPLOYEE BENEFITS	36,318	36,235	83	223,342	217,937	5,405	195,319
PROFESSIONAL FEES	0	0	0	0	0	0	0
SUPPLIES	5,815	9,770	(3,955)	61,283	58,766	2,517	50,410
UTILITIES	2,776	3,572	(796)	21,410	21,434	(24)	22,835
PURCHASED SERVICES	13,559	15,117	(1,558)	84,862	90,693	(5,831)	64,445
CEUCC SUBSIDY EXPENSE	0	0	0	0	0	0	0
DEPRECIATION	14,497	12,883	1,614	87,201	77,293	9,908	46,639
INSURANCE	867	929	(62)	5,201	5,576	(375)	5,603
LICENSES AND TAXES	937	800	137	4,547	4,800	(253)	6,777
INTEREST EXPENSE	0	0	0	0	0	0	0
TRAVEL AND EDUCATION	0	463	(463)	3,620	2,784	836	6,298
OTHER DIRECT EXPENSES	0	95	(95)	1,353	575	778	540
EXPENSES	199,613	199,819	(206)	1,164,262	1,203,586	(39,324)	1,028,349
OPERATING INCOME (LOSS)	(77,706)	(136,189)	58,483	(658,995)	(819,916)	160,921	(446,692)
TAX LEVY INCOME	72,702	70,984	1,718	434,839	425,905	8,934	398,509
GAIN LOSS ASSET DISPOSITION	0	0	0	0	0	0	0
NON OPERATING OTHER INCOME OR EXPENS	0	0	0	0	0	0	0
INTERGOVERNMENTAL REV OR EXP	0	0	0	0	0	0	0
NON-OPERATING BOND ISSUE COST	0	0	0	0	0	0	0
NET INCOME (LOSS)	(5,004)	(65,205)	60,201	(224,156)	(394,011)	169,855	(48,183)

Kittitas County Hospital Dist 2
Statement of Revenue and Expense

	Current Month			Year to Date			Prior
	Actual	Budget	Variance	Actual	Budget	Variance	YTD
INTEREST INCOME	13,712	7,350	6,362	97,332	44,100	53,232	(18,315)
RENTAL INCOME	23,176	25,709	(2,533)	138,760	154,249	(15,489)	152,209
OTHER OPERATING REVENUE	0	0	0	25,408	0	25,408	0
AMBULANCE REVENUE	0	0	0	0	0	0	0
TOTAL REVENUE	36,888	33,059	3,829	261,501	198,349	63,152	133,894
CONTRACTUAL ADJUSTMENTS	0	0	0	0	0	0	0
GEMT PROGRAM CHANGE 2023	0	0	0	0	0	0	0
BAD DEBT	0	0	0	0	0	0	0
CHARITY CARE	0	0	0	0	0	0	0
DEDUCTIONS FROM REVENUE	0	0	0	0	0	0	0
NET OPERATING REVENUE	36,888	33,059	3,829	261,501	198,349	63,152	133,894
SALARIES AND WAGES	0	313	(313)	640	1,877	(1,237)	1,792
EMPLOYEE BENEFITS	0	24	(24)	49	143	(94)	441
PROFESSIONAL FEES	2,450	1,917	533	27,782	11,498	16,284	13,866
SUPPLIES	0	0	0	0	0	0	14,546
UTILITIES	619	592	27	3,049	3,553	(504)	3,386
PURCHASED SERVICES	11,121	12,134	(1,013)	92,107	78,801	13,306	71,435
CEUCC SUBSIDY EXPENSE	16,578	16,578	0	99,470	99,472	(2)	97,520
DEPRECIATION	30,636	31,667	(1,031)	186,631	189,998	(3,367)	163,230
INSURANCE	2,303	2,196	107	13,999	13,168	831	12,032
LICENSES AND TAXES	0	127	(127)	25	762	(737)	25
INTEREST EXPENSE	9,211	9,211	0	55,266	55,266	0	59,895
TRAVEL AND EDUCATION	395	0	395	432	0	432	0
OTHER DIRECT EXPENSES	106	893	(787)	3,984	5,362	(1,378)	4,689
EXPENSES	73,420	75,652	(2,232)	483,433	459,900	23,533	442,857
OPERATING INCOME (LOSS)	(36,532)	(42,593)	6,061	(221,933)	(261,551)	39,618	(308,963)
TAX LEVY INCOME	78,838	77,594	1,244	466,333	465,561	772	427,980
GAIN LOSS ASSET DISPOSITION	0	0	0	0	0	0	0
NON OPERATING OTHER INCOME OR EXPENS	0	0	0	0	0	0	859
INTERGOVERNMENTAL REV OR EXP	0	0	0	0	0	0	0
NON-OPERATING BOND ISSUE COST	0	0	0	0	0	0	0
NET INCOME (LOSS)	42,307	35,001	7,306	244,400	204,010	40,390	119,876
DAYS CASH ON HAND	487.0						
AR DAYS	82.9						
CURRENT RATIO	9.06						

Kittitas County Hospital Dist 2

Balance Sheet

	Year to Date	Prior Year End	Change
CASH	2,039,062	1,007,564	1,031,499
ACCOUNTS RECEIVABLE	79,170	310,534	(231,364)
TAXES RECEIVABLE	791,486	39,232	752,254
RIGHT OF USE RECEIVABLE	2,626,804	2,728,050	(101,247)
PREPAIDS	32,642	15,868	16,774
INVESTMENTS	1,676,860	2,251,901	(575,041)
CURRENT ASSETS	7,246,025	6,353,149	892,876
LAND	843,524	843,524	0
PROPERTY, PLANT, & EQUIPMENT	10,692,745	10,657,272	35,473
ACCUMULATED DEPRECIATION	(4,506,193)	(4,232,361)	(273,832)
NON CURRENT ASSETS	7,030,076	7,268,435	(238,359)
NET PENSION ASSET	766,580	766,580	0
DEFERRED OUTFLOWS	421,822	421,822	0
ASSETS	15,464,503	14,809,986	654,516
ACCOUNTS PAYABLE	57,666	91,129	(33,463)
INTEREST PAYABLE	8,181	9,417	(1,236)
ACCRUED PAYROLL	50,088	36,710	13,378
ACCRUED BENEFITS	80,509	112,650	(32,141)
CEUCC SUBSIDY PAYABLE	294,509	195,039	99,470
DEFERRED OTHER	0	25,709	(25,709)
CURRENT PORTION REVENUE BOND - LTGO	308,678	308,678	0
CURRENT LIABILITIES	799,632	779,332	20,300
LONG TERM REVENUE BOND - LTGO	2,861,911	3,014,950	(153,038)
NET PENSION LIABILITY	19,797	19,797	0
DEFERRED INFLOWS - PENSION	691,914	691,914	0
DEFERRED INFLOW RIGHT OF USE	2,521,322	2,654,023	(132,701)
DEFERRED INFLOWS - LEVY	899,712	0	899,712
NONCURRENT LIABILITIES	6,994,656	6,380,684	613,972
LIABILITIES	7,794,288	7,160,015	634,273
NET INCOME (LOSS)	20,244	0	20,244
UNRESTRICTED FUND BALANCE	7,649,971	7,649,971	0
FUND BALANCE	7,670,215	7,649,971	20,244
TOTAL LIABILITIES AND NET POSITION	15,464,503	14,809,986	654,516

Kittitas County Hospital Dist 2

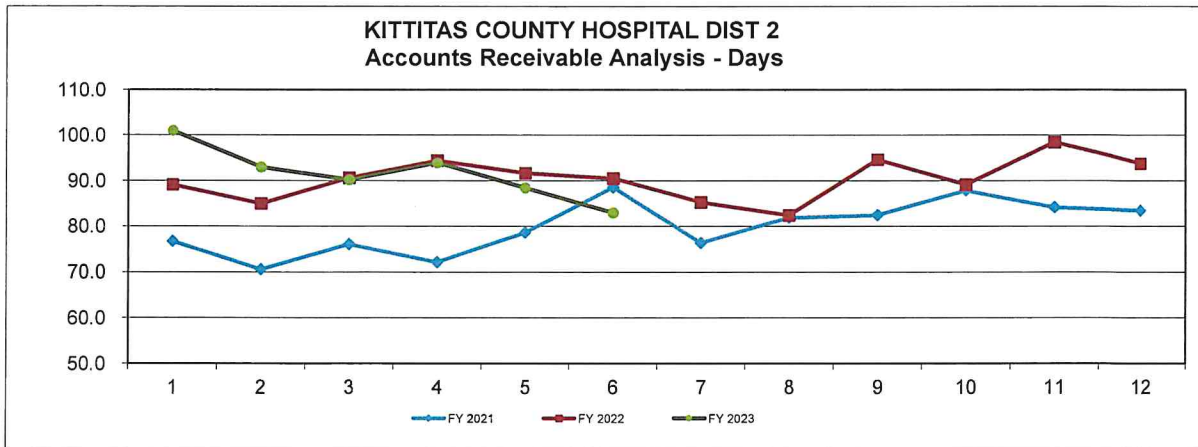
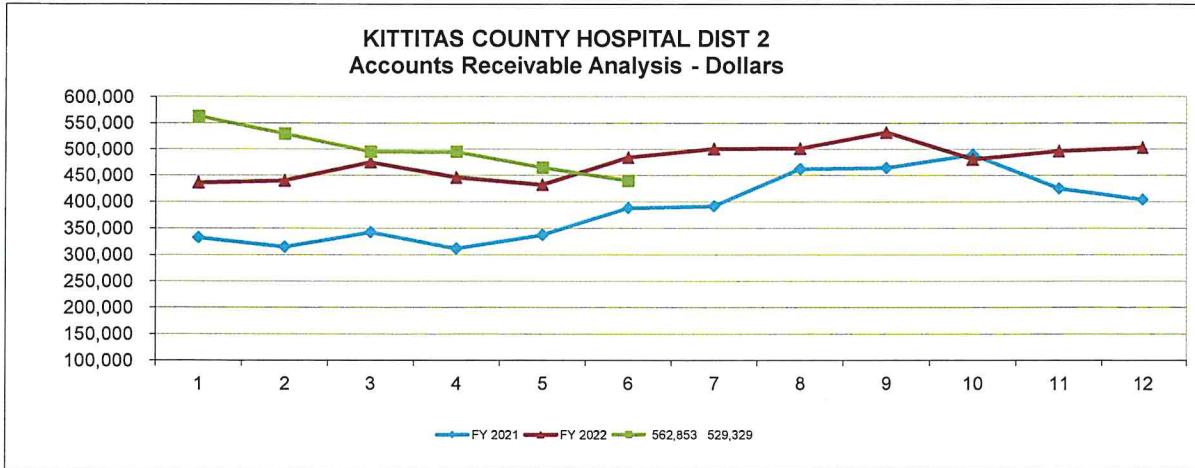
Statement of Cash Flows

	<u>CASH</u>
NET BOOK INCOME	20,244
ADD BACK NON-CASH EXPENSE	
DEPRECIATION	273,832
NET CASH FROM OPERATIONS	294,076
CHANGE IN CURRENT ASSETS	
PATIENT ACCOUNTS AND OTHER RECEIVABLES	231,364
PROPERTY TAX RECEIVABLE	(752,254)
RIGHT OF USE RECEIVABLE	101,247
PREPAID EXPENSE	(16,774)
TOTAL CHANGE IN CURRENT ASSETS	(436,418)
PURCHASE OF PROPERTY, PLANT & EQUIPMENT	(35,473)
NET PENSION ASSET	0
DEFERRED OUTFLOWS	0
CHANGE IN INVESTMENTS	575,041
PROCEEDS FROM SALE/MATURITY OF INVESTMENTS	
TOTAL CHANGE IN ASSETS	103,150
CHANGES IN CURRENT LIABILITIES	
ACCOUNTS PAYABLE	(33,463)
INTEREST PAYABLE	(1,236)
ACCRUED PAYROLL	13,378
ACCRUED BENEFITS	(32,141)
CEUCC SUBSIDY PAYABLE	99,470
DEFERRED OTHER	(25,709)
TOTAL CHANGE CURRENT LIABILITIES	20,300
PRINCIPLE PAYMENT ON REVENUE BOND	(153,038)
NET PENSION LIABILITY	0
DEFERRED INFLOWS PENSION AND LEVY	899,712
DEFERRED INFLOW RIGHT OF USE	(132,701)
NET CHANGE IN CASH	1,031,499
BEGINNING CASH ON HAND	1,007,564
ENDING CASH ON HAND	2,039,062



KITTITAS COUNTY HOSPITAL DIST 2
Accounts Receivable Analysis

SYS DESIGN EMS	Jun-23	May-23	Apr-23	Mar-23	Feb-23	Jan-23	Dec-22	Nov-22	Oct-22	Sep-22	Aug-22	Jul-22
A/R Dollars	439,719	464,456	494,771	495,226	529,329	562,853	502,991	496,457	480,632	532,130	501,313	500,356
A/R Days	82.9	88.4	93.9	90.2	92.9	100.9	93.7	98.4	89.1	94.6	82.4	85.2





KITTITAS COUNTY HOSPITAL DIST 2

BOARD MEETING Jun 2023 ACTIVITY

ACCOUNTS PAYABLE WARRANTS/ EFTS TO BE APPROVED

CHECK DATE:

# 1 WARRANT NUMBERS:	13821-13825	NET AMOUNT:	1,245.64	5-Jun-23
# 2 WARRANT NUMBERS:	13826-13844	NET AMOUNT:	16,369.66	12-Jun-23
# 3 WARRANT NUMBERS:	13845-13854	NET AMOUNT:	40,289.73	20-Jun-23
# 4 WARRANT NUMBERS:	13855-13866	NET AMOUNT:	12,588.38	27-Jun-23
			<u>70,493.41</u>	

PAYROLL WARRANTS / EFTS TO BE APPROVED

PPE 06/03/2023	NET AMOUNT:	37,818.23	9-Jun-23
PPE 06/17/2023	NET AMOUNT:	39,174.45	23-Jun-23
		<u>76,992.68</u>	

TOTAL NET WARRANTS & EFT'S 147,486.09

Kittitas County Hospital District #2
 Detailed Statement of Accounts Payable Transactions
 Month of June 2023



Account Class	Check No	Vendor	Amount	
Balance Sheet	13827	BROWN & BROWN OF WASHINGTON, INC.	110.36	
	13827	BROWN & BROWN OF WASHINGTON, INC.	108.38	
	13830	DEPARTMENT OF RETIREMENT SYSTEMS	806.67	
	13831	DEPARTMENT OF RETIREMENT SYSTEMS	4,171.90	
	13845	AFLAC	543.91	
	13849	IAFF LOCAL 4880	1,290.00	
	13855	AFLAC	543.91	
	13858	DEPARTMENT OF RETIREMENT SYSTEMS	4,080.28	
	13859	DEPARTMENT OF RETIREMENT SYSTEMS	935.70	
	Employee Benefits	13826	BPAS-VEBA	90.00
13826		BPAS-VEBA	72.00	
13831		DEPARTMENT OF RETIREMENT SYSTEMS	2,743.37	
13837		LEE HADDEN	725.00	
13844		WA STATE COUNCIL OF FIREFIGHTERS	900.00	
13848		IAFF HEALTH & WELLNESS TRUST	19,491.11	
13858		DEPARTMENT OF RETIREMENT SYSTEMS	2,794.48	
Professional Fees		13852	MEYER, FLUEGGE & TENNEY INC. P.S.	2,450.00
		Supplies	13821	AMAZON
13828			CARDINAL HEALTH 112, LLC	695.04
13828	CARDINAL HEALTH 112, LLC		213.60	
13833	GALLS, LLC		69.13	
13833	GALLS, LLC		194.55	
13833	GALLS, LLC		31.23	
13833	GALLS, LLC		191.70	
13835	JAMES OIL CO., INC.		1,187.02	
13836	KITTITAS VALLEY HEALTHCARE		1,033.43	
13838	LIFE ASSIST, INC.		493.28	
13839	MOUNTAIN AUTO PARTS	20.52		
13839	MOUNTAIN AUTO PARTS	51.80		
13839	MOUNTAIN AUTO PARTS	34.09		
13840	OXARC INC	96.91		
13842	STATE DEPARTMENT OF TRANSPORTATION	1,273.01		
13846	AMAZON	52.07		
13851	LIFE ASSIST, INC.	893.41		
13853	OXARC INC	279.68		
13853	OXARC INC	118.49		
13856	CARDINAL HEALTH 112, LLC	12.22		
13862	GOOD TO GO	3.40		
13863	LIFE ASSIST, INC.	531.72		
Utilities	13822	CENTURYLINK	147.87	
	13825	MCI	38.10	
	13832	DISH NETWORK	182.58	

	13834 INLAND NETWORKS	205.41
	13841 PUGET SOUND ENERGY	35.54
	13843 VERIZON	581.31
	13857 CITY OF CLE ELUM	116.68
	13857 CITY OF CLE ELUM	115.44
	13857 CITY OF CLE ELUM	126.11
	13857 CITY OF CLE ELUM	559.07
	13857 CITY OF CLE ELUM	422.88
	13861 DISH NETWORK	119.59
	13865 PUGET SOUND ENERGY	13.31
	13865 PUGET SOUND ENERGY	48.40
	13865 PUGET SOUND ENERGY	677.81
	13865 PUGET SOUND ENERGY	10.89
Purchased Services	13823 CROSSROAD GARAGE LLC	234.08
	13829 CLE ELUM HARDWARE & RENTAL	51.83
	13847 CITY OF CLE ELUM FIRE DEPARTMENT	200.00
	13850 KITTITAS VALLEY HEALTHCARE	8,694.92
	13850 KITTITAS VALLEY HEALTHCARE	4,675.55
	13854 SYSTEMS DESIGN	1,600.59
	13864 MICROSOFT	15.13
	13864 MICROSOFT	472.94
	13866 YAKIMA ADJUSTMENT SERVICE INC	51.88
Licenses & Taxes	13860 DEPARTMENT OF REVENUE-EXCISE	936.54
Travel & Education	13824 KITTITAS COUNTY EMS & TRAUMA CARE COUNCIL	764.00
		<u>70,493.41</u>

KITTITAS COUNTY PUBLIC HOSPITAL DISTRICT #2
 US BANCORP INVESTMENTS
 June 30, 2023

INVESTMENT TYPE	CUSIP	INVESTMENT DATE	MATURITY DATE	YTM %	MATURITY AMOUNT	INVESTMENT AMOUNT	MARKET VALUE	UNREALIZED GAIN/(LOSS)
FHLB	3130ATWQ6	11/29/2022	11/17/2023	4.750%	1,000,000.00	998,815.00	995,074.61	(3,740.39)
FNMA	3135G06B4	7/27/2021	10/22/2025	0.570%	300,000.00	299,874.30	270,466.96	(29,407.34)
TOTAL					1,300,000.00	1,298,689.30	1,265,541.57	(33,147.73)

Getting to know your Medic One responders



Carol Jacques, EMT, IV Tech

Cole Gravel, Paramedic

I love helping people and getting to know our community members.

The collaboration with the different hospital systems is one of our biggest assets in patient health care.

The community members are amazing and don't hesitate to jump in and help someone in need.

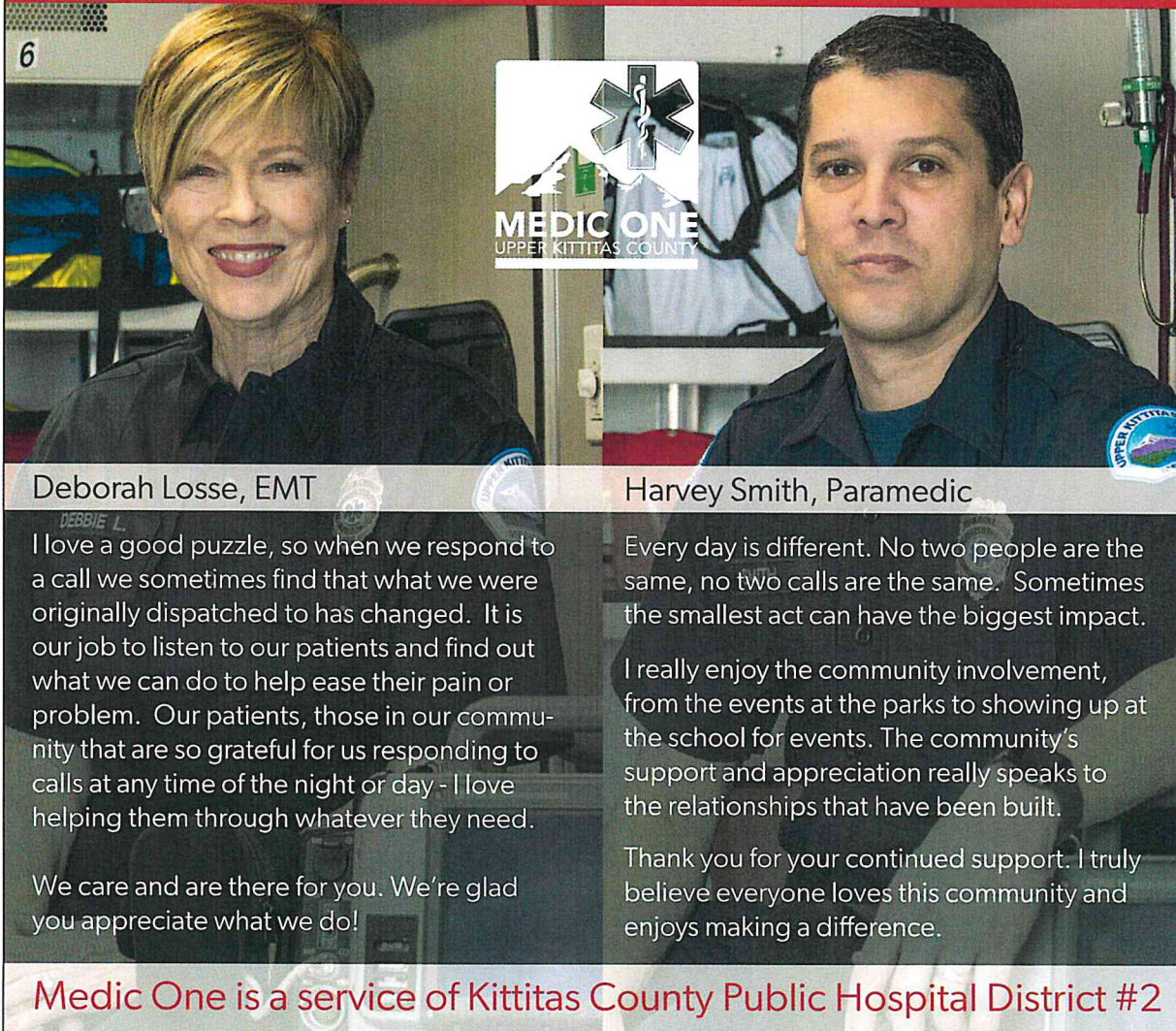
Thank you for your continued support. You are why we do what we do.

We run into our patients at the local grocery store or coffee shop after a call, and it's rewarding to see them significantly better than before. This never happened when I worked in a large city. The sense of community here and the appreciation the it has for EMS, Fire, and Police is very humbling.

Please don't hesitate to talk with us when you see us out and around town, and if you ever want more information or would like a tour of our station, please reach out to us.

Medic One is a service of Kittitas County Public Hospital District #2

Getting to know your Medic One responders



Deborah Losse, EMT

I love a good puzzle, so when we respond to a call we sometimes find that what we were originally dispatched to has changed. It is our job to listen to our patients and find out what we can do to help ease their pain or problem. Our patients, those in our community that are so grateful for us responding to calls at any time of the night or day - I love helping them through whatever they need.

We care and are there for you. We're glad you appreciate what we do!

Harvey Smith, Paramedic

Every day is different. No two people are the same, no two calls are the same. Sometimes the smallest act can have the biggest impact.

I really enjoy the community involvement, from the events at the parks to showing up at the school for events. The community's support and appreciation really speaks to the relationships that have been built.

Thank you for your continued support. I truly believe everyone loves this community and enjoys making a difference.

Medic One is a service of Kittitas County Public Hospital District #2

Our responder team is uniquely qualified to:

Provide medications

Intubate to assist with breathing

Utilize 12-lead EKG monitoring to ID heart attacks and transmit information to the hospital before arrival



Medic One is a service of Kittitas County Hospital District 2



Patients transported

June 2023 Year to Date

72 / 404

Calls for assistance

June 2023 Year to Date

131 / 729

Cost is \$320 (includes 20% Volume Discount)

Size:

5 X 4"

(#columns wide X inches tall)

Run Date:

July 13, 2023

Approved by (authorized signature):

X

Date:

[Empty box for date]

AD REP: CASEY
PRODUCTION: CASEY

Approved WITH INDICATED CHANGES
 Approved AS SHOWN

Please sign & FAX back to 509-674-5571 or SCAN & EMAIL to ads@nktribune.com

NORTHERN KITTITAS COUNTY
TRIBUNE

Cle Elum, WA • 509-674-2511




A service of Kittitas County
Hospital District No. 2

Medic One has provided Emergency
Medical Services in Upper Kittitas
County for over 40 years.



KVH Urgent Care - Cle Elum
 214 W 1st Street
 509.674.6944
 kvhealthcare.org

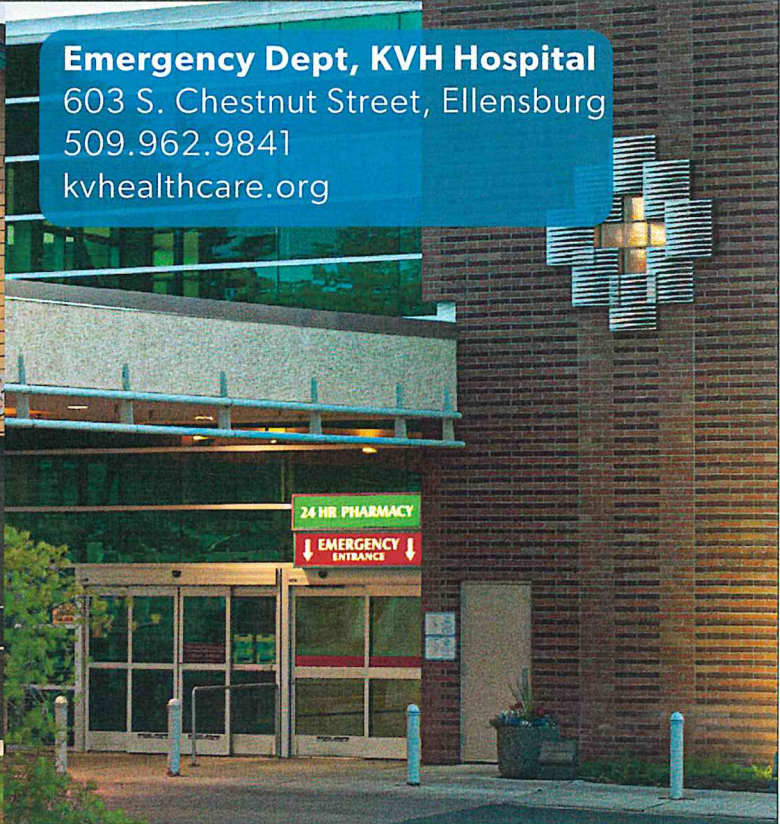


KVH Family Medicine - Cle Elum
 201 Alpha Way
 509.674.5331
 kvhealthcare.org

PARTNERING TO CARE FOR UPPER KITTITAS COUNTY



Medic One
 Providing Advanced Life Support EMS services for over 40 years from Thorp to Snoqualmie Pass - a Service of Kittitas County Public Hospital District No. 2



Emergency Dept, KVH Hospital
 603 S. Chestnut Street, Ellensburg
 509.962.9841
 kvhealthcare.org

Improved mental health

Drawing, painting, or molding objects from clay has been scientifically proven to help people to deal with different kinds of trauma. In their article 'The Connection Between Art, Healing, and Public Health,' Heather L. Stuckey and Jeremy Nobel say that "art helps people express experiences that are too difficult to put into words, such as a diagnosis of cancer."

Brain-boosting effects

Albert Einstein reportedly said that music was so much a part of his life that if he hadn't been a physicist, he would have been a musician. A review published in 2014 suggests that individuals with musical training have improved connectivity between the two hemispheres of their brains.

Another creative pursuit that improves our cognition is play-acting. A study from 2004 found that older individuals who were encouraged to participate in theater performances had improved psychological well-being after 4 weeks. They also exhibited better cognitive functioning. In particular, the participants experienced better word and listening recall, as well as improved problem-solving abilities.

Physical health benefits

"Studies have shown that ... individuals who have written about their own traumatic experiences exhibit statistically significant improvements in various measures of physical health, reductions in visits to physicians, and better immune system functioning," write Stuckey and Nobel.

Writing was also seen to help with chronic pain management. People dealing with conditions that made them experience chronic pain had improved pain control plus a decline in pain severity after expressing angry feelings in written form over a period of 9 weeks.

-Excerpted from "What are the health benefits of being creative?" at medicalnewstoday.com

What are the health benefits of being creative?

Photo: KVH Gallery One pottery class

Since 2022, KVH employee benefits include free classes for staff at Gallery One. Stop by the KVH Medical Arts Center on First Friday Art Walks and see their creations!



Swimming Safely in Lakes, Rivers and Streams

Swimming in a natural body of water isn't the same as swimming in a pool. It takes more skill and energy in natural water environments because of cold water and air temperatures, currents, waves, and other conditions - conditions that can change due to weather.

Watch out for:

Unexpected changes in air or water temperature

Fast-moving currents, waves, and rapids, even in shallow water

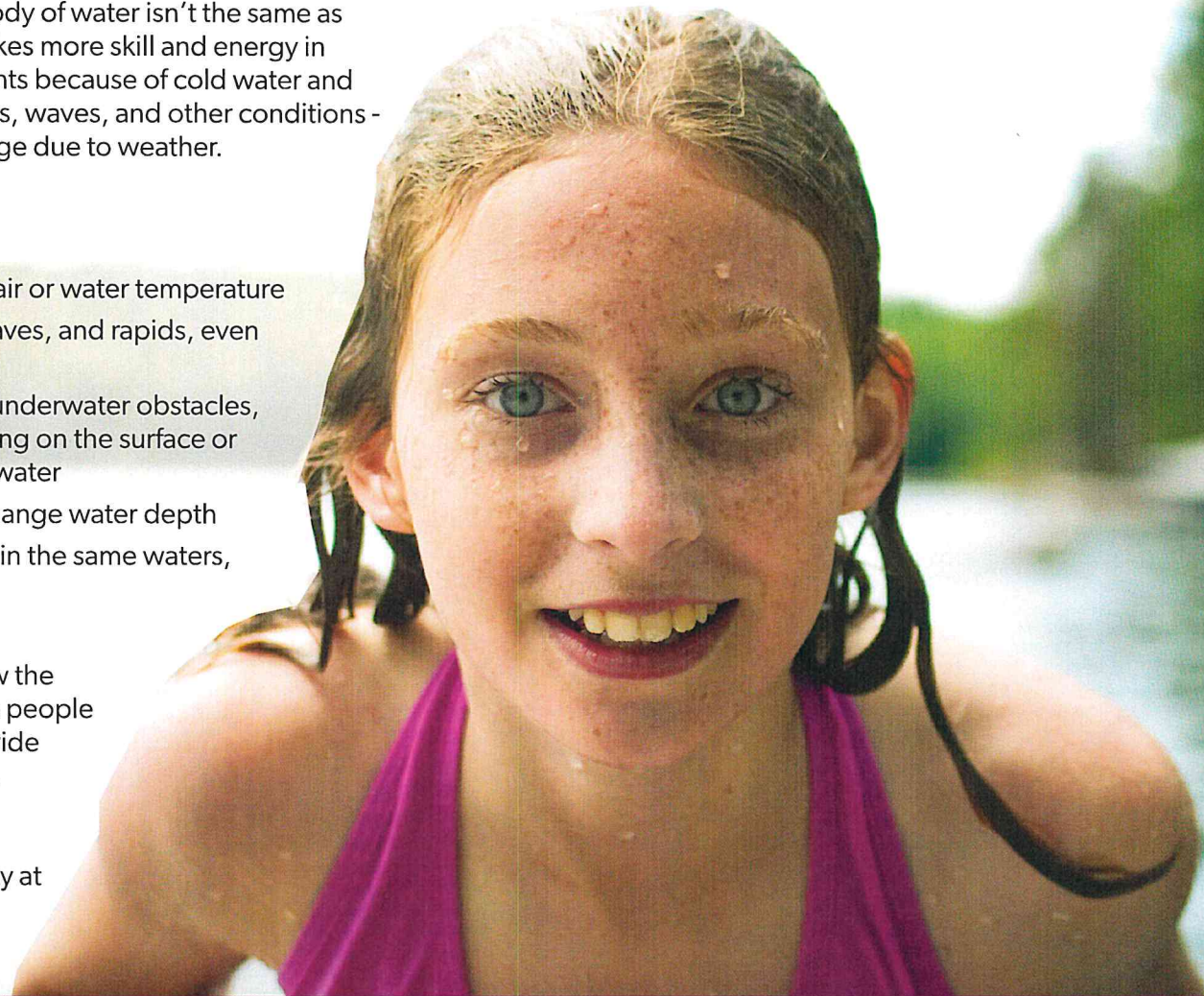
Hazards, such as dams, underwater obstacles, or rocks and debris moving on the surface or along the bottom of the water

Sudden drop-offs that change water depth

Other people's activities in the same waters, such as boating

Before you jump in, know the swimming abilities of the people with you. Be sure to provide appropriate supervision.

Find more on water safety at redcross.org



Does your child need to learn how to swim?

Partnering with the City of Ellensburg, KVH is a proud sponsor of Level 1 swim classes for children in the community. Contact the Kittitas Valley Memorial Pool for information.



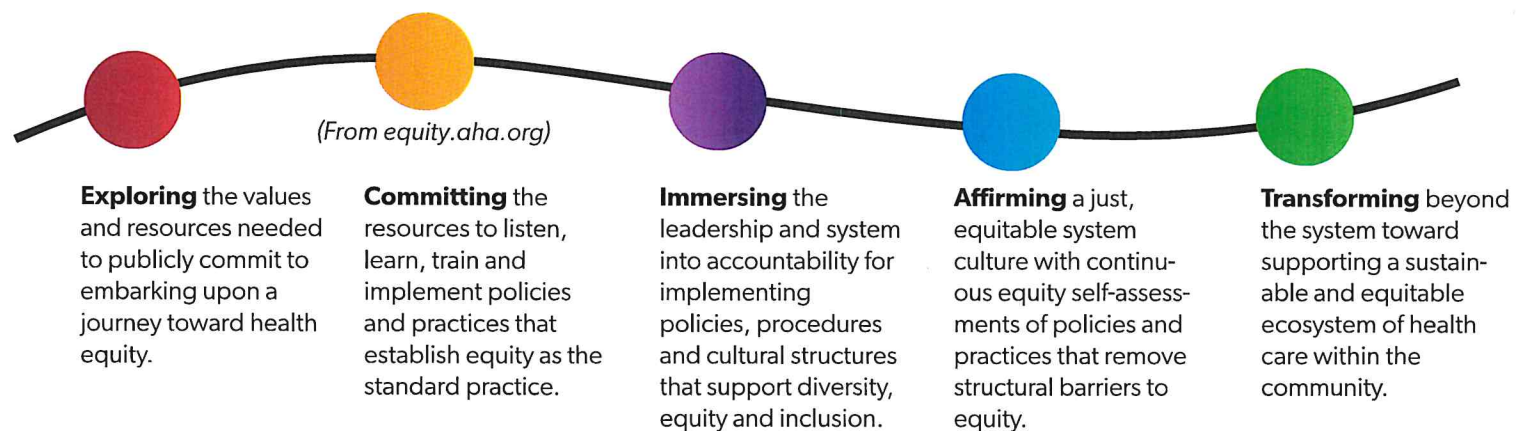
Addressing Health Inequity

Health inequity is an undeniable cause of persistent health disparities across the U.S.

Marginalized populations, namely BIPOC (Black, Indigenous, and People of Color) communities, do not have equal access to high-quality education, housing, employment, healthcare, and other resources which lead to higher rates of health disparities. Many leaders are looking for support in addressing the inequities that live within health systems. For example, physicians and staff don't reflect the diversity of communities being served, there are gaps in understanding healthcare, and there are investment gaps in health systems serving under-resourced communities.

The American Hospital Association strives to promote better health among marginalized populations through a new Health Equity Roadmap. The roadmap guides healthcare executives, DEI (Diversity, Equity, Inclusion) champions, and community stakeholders in cultivating oppression-free health ecosystems. It aims to achieve impact by sharing their continuum roadmap, resources, and examples across six domains.

Hospitals and health systems can be in any of the following positions along the continuum.



Learn more at <https://ifdhe.aha.org/about-institute>.

At Kittitas Valley Healthcare, we address these issues as part of the Customer Experience in our strategic plan.

Our strategies include:

Fostering diversity, equity, and inclusion in our workforce and care delivery systems

Providing excellent, personalized care

Encouraging communication and teamwork to improve the customer experience

Promoting health and well-being

