



**Kittitas County Public Hospital District No. 2  
BOARD OF COMMISSIONERS' REGULAR MEETING**

**June 19<sup>th</sup>, 2023 at 6:30 p.m.  
Upper Kittitas County Medic One Ambulance Station 99  
111 Pine Street, Cle Elum**

**AGENDA**

- I. Introductions**
- II. Approval of Agenda\*** (1)
- III. Approval of Minutes\***
  - a. May 15, 2023 (2-3)
- IV. Public Comments/Announcements/Correspondence**
- V. Reports:**
  - a. Operations Report (G. Scherer) (4-11)
  - b. Superintendent's Report (J. Petersen) (12)
  - c. Ancillary Report (R. Holden) (13)
    - 1. Community Updates
  - d. Finance Report, Approval of Expenses\* (S. Olander) (14-24)
    - 1. Finance Report May 2023
    - 2. 2022 Finance Audit\*
- VI. Old Business**
  - a. Joint meeting Fire District 7 and Hospital District 2
- VII. New Business**
  - a. Upcoming Meeting Dates:
    - 1. July 17<sup>th</sup>, 2023, Board of Commissioners' Regular Meeting
    - 2. August 21<sup>st</sup>, 2023, Board of Commissioners' Regular Meeting
- VIII. Adjournment**

Note: Upcoming Agenda Items



# Kittitas County Public Hospital District #2

## BOARD MEETING MINUTES

---

Meeting Date: Monday: May 15, 2023  
Minutes of: Regular Meeting of the Board of Commissioners  
Meeting Place: Medic One Ambulance Station, 111 Pine Street, Cle Elum, WA  
Minutes Submitted By: Scott Olander, Treasurer

### **Call to Order:**

Meeting: Call to Order – Call to order made by Commissioner Vatheuer at 6:30 p.m.

### **Introductions:**

Commissioners: Carrie Youngblood, Hartwig Vatheuer and Fred Benjamin.  
Commissioners Floyd Rogalski and Ingrid Vimont were excused. Superintendent: Julie Petersen; Treasurer: Scott Olander; Ancillary Operations: Rhonda Holden and EMS Manager: Geoff Scherer

### **Approval of Agenda:**

Action: A motion to approve the agenda was made by Commissioner Youngblood and seconded by Commissioner Benjamin. Motion carried.

### **Approval of Minutes:**

Action: A motion to approve the minutes of April 17, 2023 was made by Commissioner Benjamin and seconded by Commissioner Youngblood. Motion Carried.

### **Operations Report:**

The Commissioners reviewed the written operations report and operating statistics prepared by Geoff for April 2023. In April there were 109 calls for service which lead to 63 transports. April transports were below budget by 6 transports. Geoff's report noted that Fire District 7 is no longer responding to low acuity EMS calls, however all other Upper County partners are still responding to calls. Staffing continues to be a challenge. Geoff has received only 5 applications for per diem EMTs and no application for per diem Medics. Geoff reported that in April there were 21 hours when the District did not have ALS coverage because staff were busy transporting patients.

### **Superintendent's Report:**

Julie provided a verbal superintendent's report. The District has until June 26<sup>th</sup> to comment on the 47 Degrees North Project. The District will work with Land Use Attorney Jamie Carmody on a response.

**Ancillary Report:**

The commissioners reviewed and discussed the written ancillary report.

**Finance Report:**

The financial statements for April 2023 were reviewed and discussed by the Commissioners. The review included a review of actual versus budgeted revenue and expense variances. MedicOne did 63 transports in April; 6 transports below budget. The average charge per transport exceeded budget by \$326 dollars so the transport revenue exceeded budgeted revenue for April by \$7,174. YTD through April MedicOne has done 274 transports; 1 transports more than budget and 3 transports more than 2022 transport volume through April. April revenue was further enhanced by receipt of \$25,408 FEMA Covid grant funds that Geoff applied for. YTD expenses have exceeded budget by \$4,730. YTD the District has posted a net loss \$9,650 compared to a budgeted net loss of \$126,774; a positive variance of \$117,124.

Scott presented first quarter financial results for the Cle Elum Family Medicine Clinic, Cle Elum Physical Therapy Clinic and the Cle Elum Urgent Care Clinic. Scott also presented financial projections showing the additional rental income and expenses to operate a therapy clinic in the 1<sup>st</sup> floor of the 506 Power Street Church building the District is considering purchasing. The projections assumed additional clinic visit volume, the expense of another doctor and additional physical therapy volume and corresponding expenses to serve more patients.

Action: A motion to approve the purchase of the building and two lots at 506 Power Street, Cle Elum, WA for \$1,200,000 with terms noted in the Letter of Intent dated April 10, 2023 was made by Commissioner Benjamin and seconded by Commissioner Youngblood. Motion Carried.

Action: A motion to approve the warrants for April was made by Commissioner Benjamin and seconded by Commissioner Youngblood. Motion Carried.

**Executive Session:**

There was no executive session.

**Announcements:**

The next regular meeting date: June 19, 2023 at 6:30 pm in the UKC Medic One Ambulance Station located at 111 Pine Street, Cle Elum, WA.

There being no further business the regular meeting was adjourned at 7:50 pm by Commissioner Vatheuer.

## Operation's Manager Report – May 2023

|                         | May<br>2023 | May<br>2022 |
|-------------------------|-------------|-------------|
| Calls for Service       | 120         | 124         |
| Patient Count           | 102         | 95          |
| Patient Transports      | 58          | 67          |
| Patient Refusals        | 34          | 21          |
| Year to Date Transports | 333         | 338         |
| Station #73 Transports  | 20          |             |
| Station # 99 Transports | 38          |             |
| Passed Calls            | 0           |             |

### PERSONNEL

The agency tested and interviewed 4 EMT's and will run them through a physical ability test and practical in the next few weeks. I have been pulling more shifts on the ambulance due to sickness and vacation coverage.

### APPARATUS

Still waiting to schedule M5 for A/C repair. I need to have 4 radios replaced with M8 and M5.

| Year        | Unit | Beg ODO | End ODO | Miles | Location   | Comments            |
|-------------|------|---------|---------|-------|------------|---------------------|
| 2022        | M10  | 16,618  | 19,529  | 2,911 | Station 93 | 1 <sup>st</sup> Out |
| 2021        | M9   | 48,482  | 51,106  | 2,624 | Station 99 | 1 <sup>st</sup> Out |
| 2019        | M8   | 86,855  | 87,196  | 341   | Station 99 | Backup              |
| 2016        | M6   | 140,763 | 140,767 | 4     | Station 99 | OOS                 |
| 2016        | M5   | 150,725 | 150,744 | 19    | Station 99 | Backup              |
| Total Miles |      |         |         | 5,899 |            |                     |

### MISCELLANEOUS

- Fire District 7 is no longer responding to low acuity EMS calls, all other partners are still responding to EMS calls.
- CMS (Medicare and Medicaid) has been here inspecting the iSTAT program after we passed the Washington DOH inspection.
- I will continue to work on updating the agency's Fuel Card policy as recommended by SAO in their exit interview.
- 15 hours of no ALS coverage in May 2023 (Level Zero) 18/2 calls, 5/3 calls, 4 calls once
- Overlapping calls

| 2023    | Jan | Feb | Mar | Apr | May | Jun | Jul | Aug | Sept | Oct | Nov | Dec |
|---------|-----|-----|-----|-----|-----|-----|-----|-----|------|-----|-----|-----|
| Percent | 48% | 51% | 49% | 40% | 46% |     |     |     |      |     |     |     |
| Calls   | 63  | 60  | 60  | 44  | 55  |     |     |     |      |     |     |     |

| 2022    | Jan | Feb | Mar | Apr | May | Jun | Jul | Aug | Sept | Oct | Nov | Dec |
|---------|-----|-----|-----|-----|-----|-----|-----|-----|------|-----|-----|-----|
| Percent | 34% | 38% | 47% | 44% | 51% | 54% | 37% | 45% | 47%  | 48% | 52% | 52% |
| Calls   | 61  | 23  | 54  | 48  | 64  | 78  | 54  | 58  | 55   | 62  | 57  | 65  |

| <b>KITTITAS COUNTY PUBLIC HOSPITAL DISTRICT TWO<br/>Policies and Procedures</b> |             |
|---|-------------|
| EQUIPMENT AND APPARATUS   | Section 500 |
| FUEL CARD   | 500.02      |

**500.02.1 Policy:** Fuel cards purchased or funded by Hospital District #2 are for official use only on Hospital District apparatus.

**500.02.2 Reference – none**

**500.02.3 Definitions – none**

**500.05.4 Procedure:**

**500.05.4.1** Each vehicle owned by Hospital District #2 and operated by its employees will be outfitted with two fuel cards. One fuel card will be used at Washington State Department of Transportation or Washington State owned fuel pumps, and the other will be used at “Pacific Pride” fueling locations.

**500.05.4.2** At the start of each shift, it is the responsibility of the oncoming crew or employee assigned to a vehicle to ensure both fuel cards are found securely stored within the vehicle.

**500.05.4.2.1** If a fuel card is found to be missing, or if any illegal use(s) of the fuel card are suspected by an employee, it must immediately be reported to the shift MSO or Operations Manager via an incident report.

**500.05.4.3** Fuel cards are to be used to purchase fuel for Hospital District #2 Apparatus and/or Equipment only. This includes temporary apparatus or loaner apparatus to Hospital District #2 being operated by the district for official business. At no time may a fuel card be used to purchase fuel for a private vehicle, private equipment, or private fuel storage tank/container.

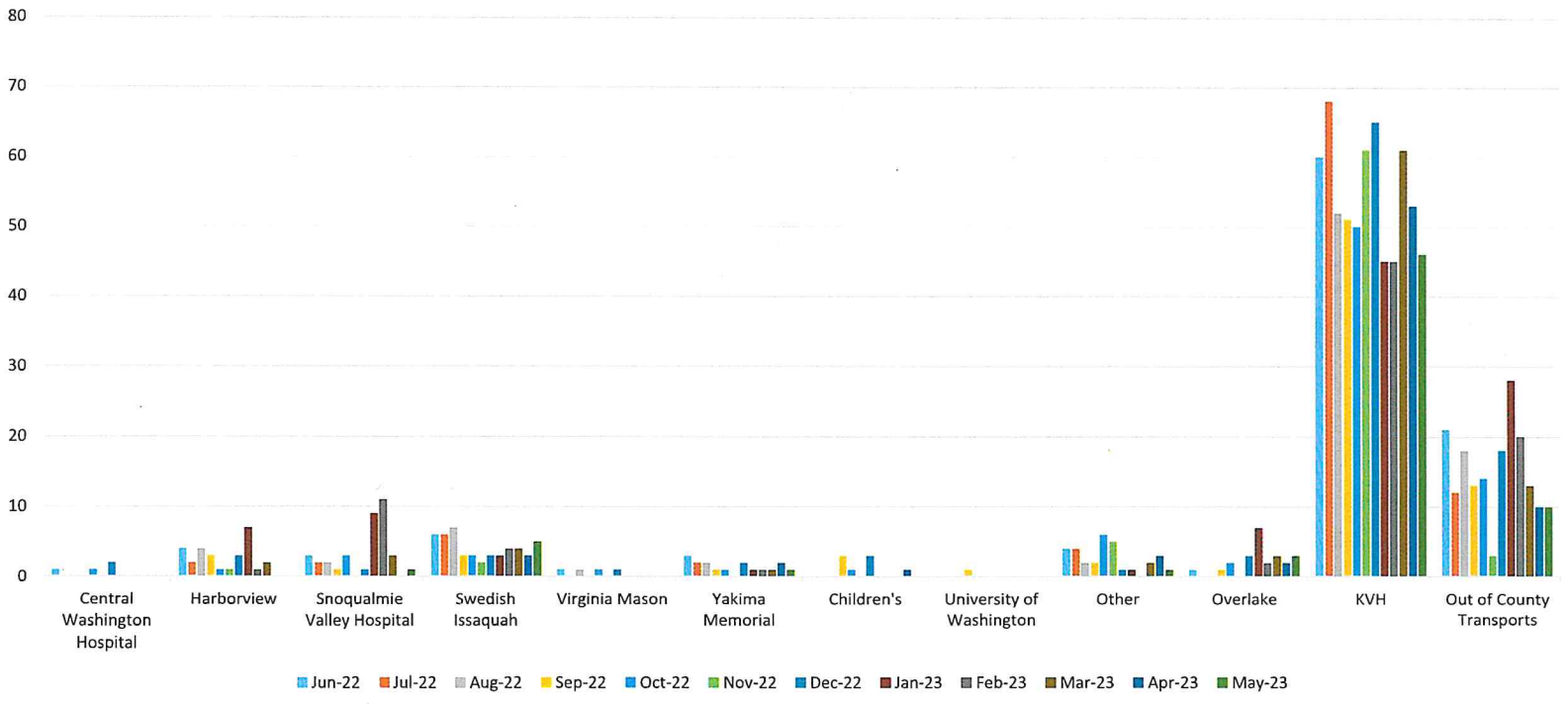
**500.05.4.3.1** Employees utilizing private vehicles for district business may submit a “request for reimbursement mileage form” to the Operations Manager per policy. They must not use a fuel card on their private vehicle.

**500.05.4.4** Failure to adhere to **500.05.04.3** can be considered theft from the district which will result in disciplinary action including termination from the district.

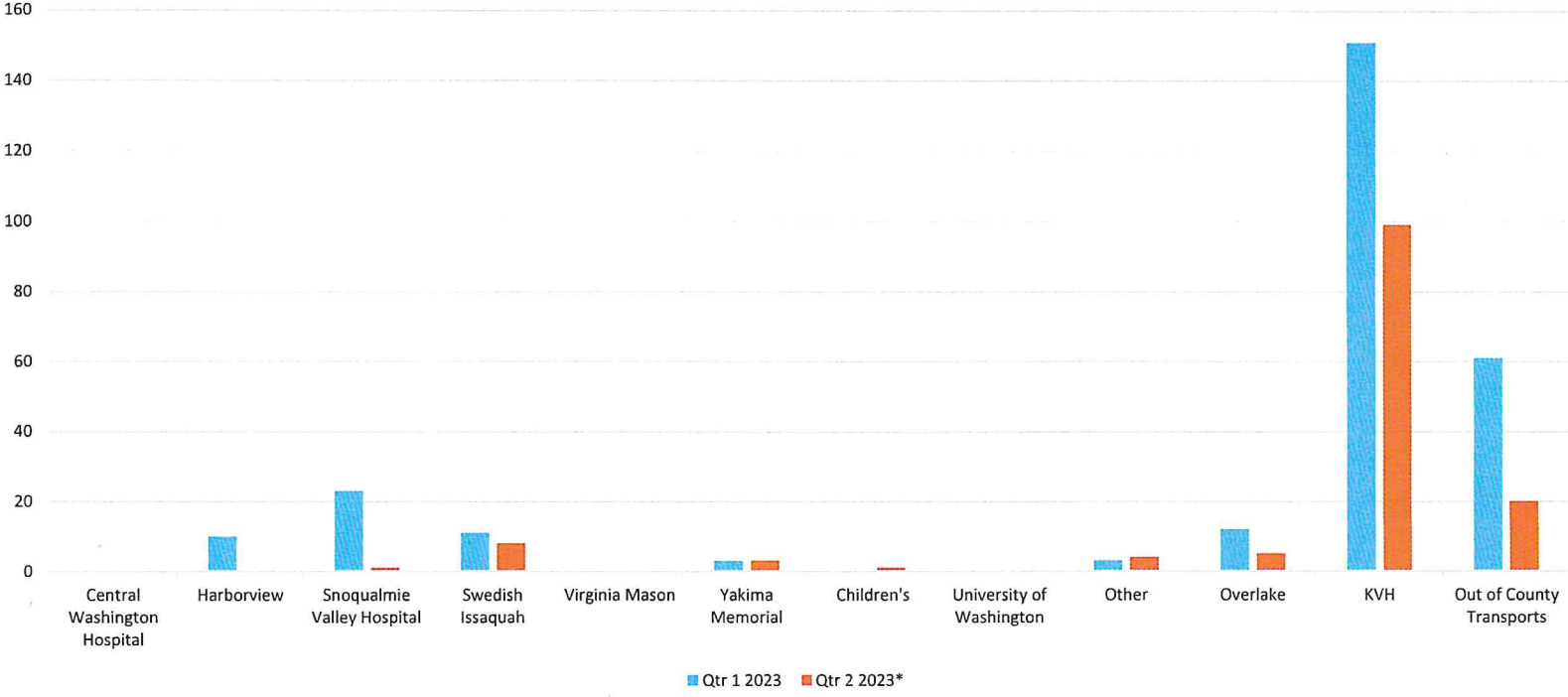
|                             |                        |
|-----------------------------|------------------------|
| Approved: Geoff Scherer ( ) | Adopted Date: 7/1/2021 |
| Revision Date: 7/1/2022     | Next Review: 7/1/2023  |

| Hospital                    | Jun-22 | Jul-22 | Aug-22 | Sep-22 | Oct-22 | Nov-22 | Dec-22 | Jan-23 | Feb-23 | Mar-23 | Apr-23 | May-23 |
|-----------------------------|--------|--------|--------|--------|--------|--------|--------|--------|--------|--------|--------|--------|
| Central Washington Hospital | 1      | 0      | 0      | 0      | 1      | 0      | 2      | 0      | 0      | 0      | 0      | 0      |
| Harborview                  | 4      | 2      | 4      | 3      | 1      | 1      | 3      | 7      | 1      | 2      | 0      | 0      |
| Snoqualmie Valley Hospital  | 3      | 2      | 2      | 1      | 3      | 0      | 1      | 9      | 11     | 3      | 0      | 1      |
| Swedish Issaquah            | 6      | 6      | 7      | 3      | 3      | 2      | 3      | 3      | 4      | 4      | 3      | 5      |
| Virginia Mason              | 1      | 0      | 1      | 0      | 1      | 0      | 1      | 0      | 0      | 0      | 0      | 0      |
| Yakima Memorial             | 3      | 2      | 2      | 1      | 1      | 0      | 2      | 1      | 1      | 1      | 2      | 1      |
| Children's                  | 0      | 0      | 0      | 3      | 1      | 0      | 3      | 0      | 0      | 0      | 1      | 0      |
| University of Washington    | 0      | 0      | 0      | 1      | 0      | 0      | 0      | 0      | 0      | 0      | 0      | 0      |
| Other                       | 4      | 4      | 2      | 2      | 6      | 5      | 1      | 1      | 0      | 2      | 3      | 1      |
| Overlake                    | 1      | 0      | 0      | 1      | 2      | 0      | 3      | 7      | 2      | 3      | 2      | 3      |
| KVH                         | 60     | 68     | 52     | 51     | 50     | 61     | 65     | 45     | 45     | 61     | 53     | 46     |
| Out of County Transports    | 21     | 12     | 18     | 13     | 14     | 3      | 18     | 28     | 20     | 13     | 10     | 10     |

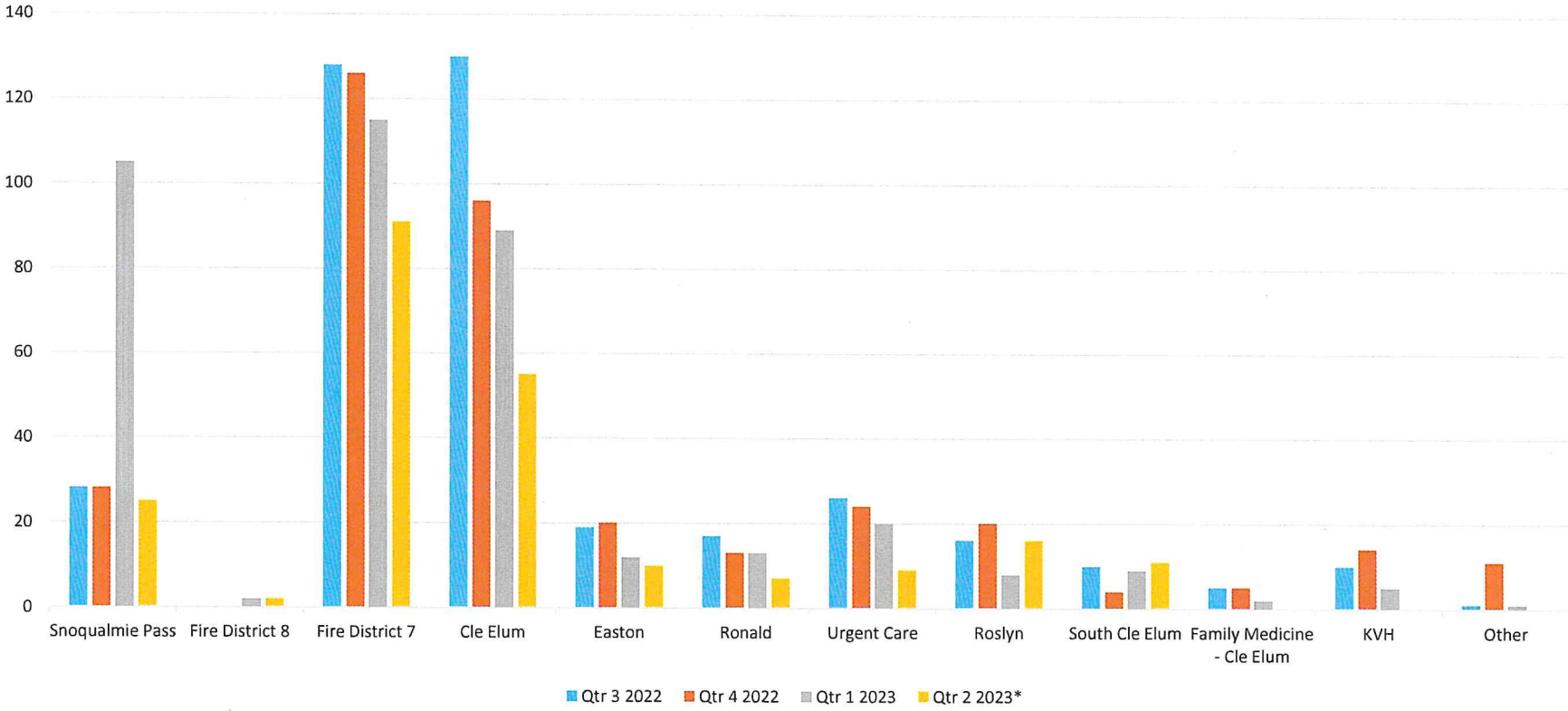
Patient Transport per Destination  
Jun 2022 - May 2023



Patient Transport Count per Destination  
Q1 and partial Q2 2023



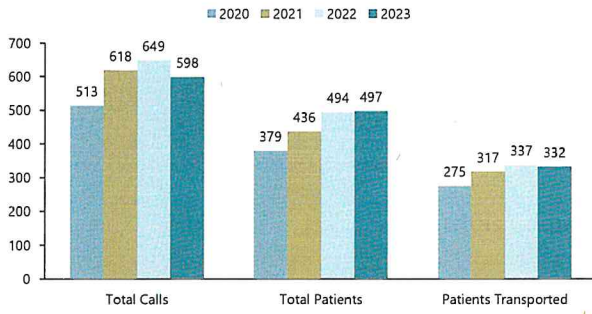
Calls for Service per Zone  
Q3 2022 - partial Q2 2023



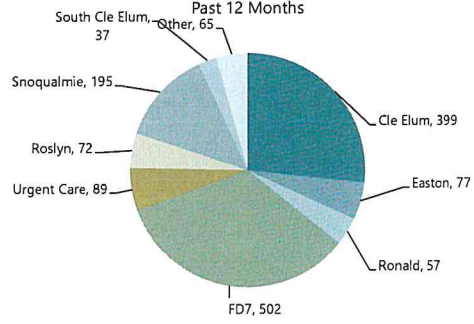


## Kittitas County Public Hospital District No. 2

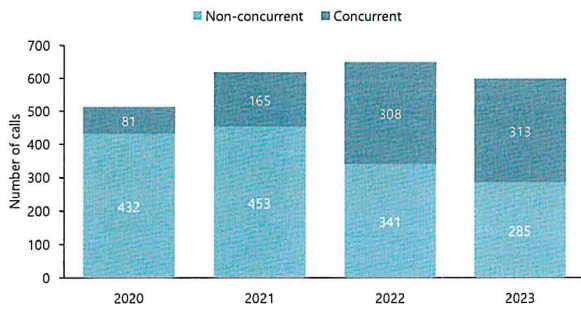
### Volumes, YTD



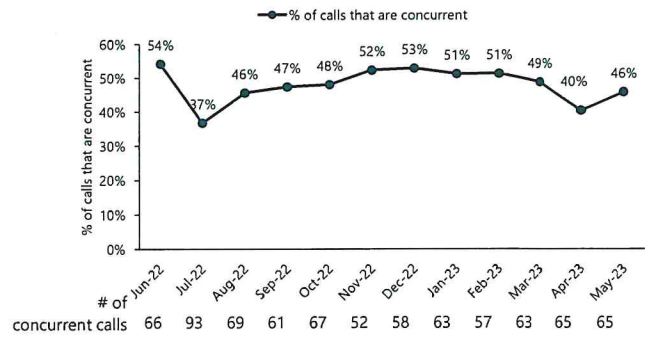
### Calls by Zone



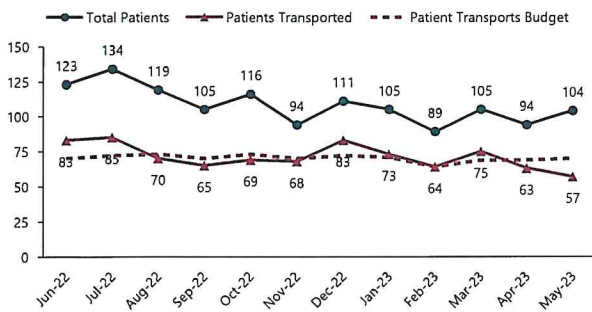
### Concurrent Calls, YTD



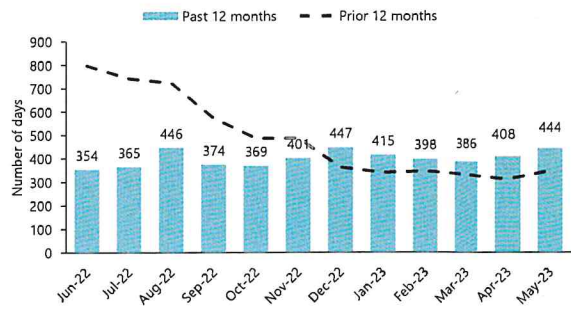
### Concurrent Calls



### Patients and Transports



### Days Cash on Hand



YTD values through end of previous month

Last updated 6/12/2023

## Kittitas County Public Hospital District No. 2

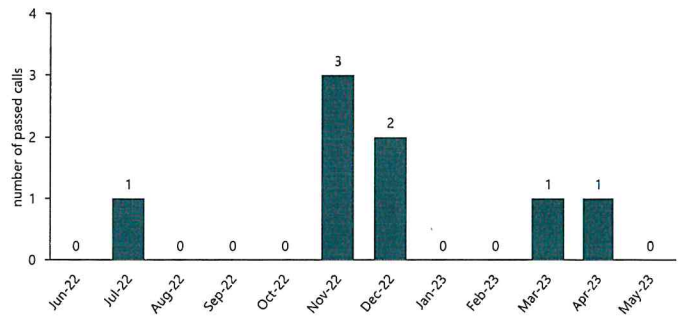
### Turnout Time - Dispatch to Enroute

6/1/2022 to 5/31/2023

| Apparatus          | Responses  | Turnout Time |
|--------------------|------------|--------------|
| M931(HD2)          | 592        | 4:52         |
| M932 (HD2)         | 0          |              |
| M991 (HD2)         | 322        | 2:04         |
| <b>HD2 Overall</b> | <b>914</b> | <b>3:52</b>  |

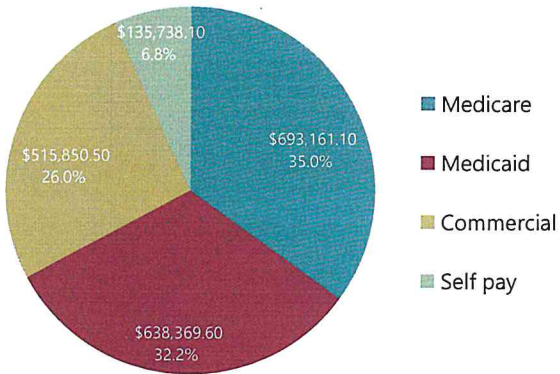
### Passed Calls

■ Number of passed calls



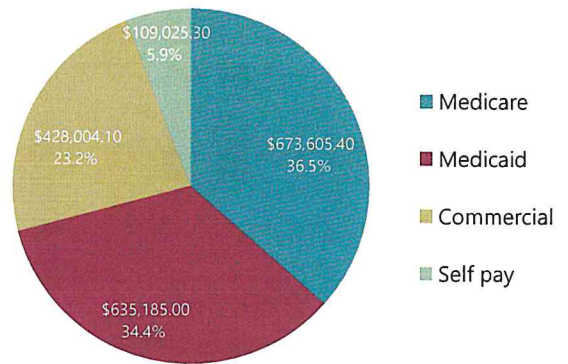
### Payor Mix by Charges

4/1/2022 to 3/31/2023



### Payor Mix by Charges

4/1/2021 to 3/31/2022

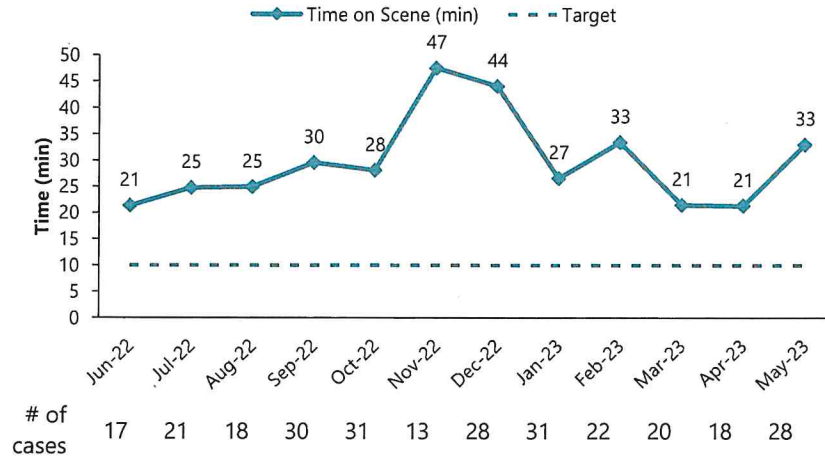


# Kittitas County Public Hospital District No. 2

## Quality Metrics

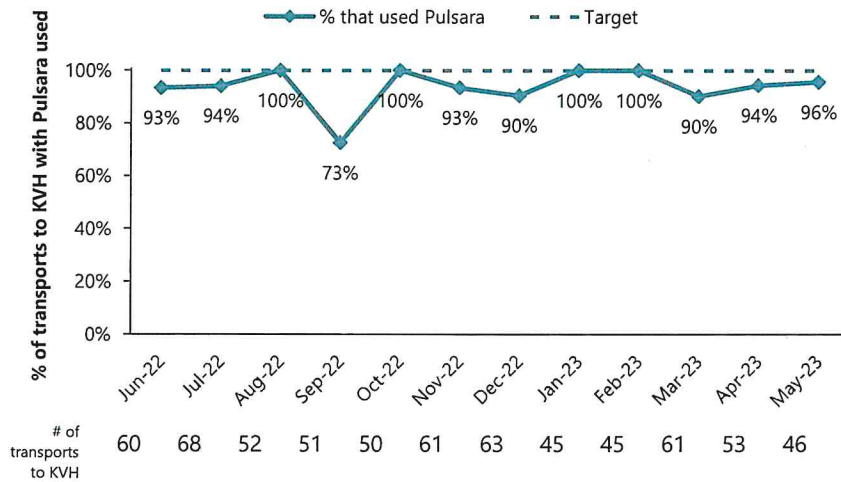
### Time on Scene

for trauma patients



### Pulsara Used

for patients transported to KVH





## **SUPERINTENDENT'S REPORT – Julie Petersen**

**June 2023**

### **KVFR Inter-facility Transfers**

Representatives from Medic One, KVH Administration and KVH Emergency Services met with leadership from KVFR. KVFR recalled the meeting to discuss a request by KVFR staff that out of county, non-emergent, BLS transfers be held between the hour of 10p and 4a. The group reviewed data and agreed that it was a small number of transfers but holding them could conceivably cause issues for the emergency department and have implication for patient outcomes. KVFR has committed to communicate with the other agencies as their discussions with staff continue.

### **Intent to Bargain**

We have received notice from IAFF 4880 of their request to negotiate. We are planning dates for July and August.

Ancillary Services report to HD 2 Board of Commissioners  
June 2023

**Ancillary Service Operation Report:**

**Regional Fire Authority**

The Kittitas County Council of Governments (COG) is reviewing the prospect of moving towards a Regional Fire Authority. COG is composed of leadership of Roslyn, Cle Elum, Kittitas, Ellensburg and the County. They are considering conducting an independent feasibility study outside of the study conducted by KVFR and Fire District 7. Fire District 7 meeting minutes indicate that they are awaiting an invitation from Hospital District 2 to discuss issues related to EMS.

**47 Degrees North**

Comments on the application of 47 Degrees North are due June 26. There continues to be a good deal of opposition and campaign letter writing by residents of Upper County. Attorney Jamie Carmody will be submitting a letter to the City of Cle Elum on behalf of both Hospital Districts.

**Advertising**

Kudos to Michele Wurl and the marketing department for the great ads featuring staff testimonials in the Tribune during EMS Week. The paper was full of pertinent information related to Regional Fire & EMS issues as well.

**Whole Blood for Trauma Patients**

At the request of Harborview Medical Center, KVH has been asked to assist Medic One and Kittitas Valley Fire & Rescue with obtaining and overseeing whole blood for trauma patients, which would be stored at Station 99 and KVFR. Administration of whole blood has been proven to save lives in trauma patients. Due to regulations surrounding blood storage and administration, this is a very complex request and we will be working with our partners to determine the best method of moving forward.

**Ground Ambulance Patient Billing Committees**

We are having subcommittee meetings every other week. I am participating in the network adequacy & cost/payment structure subcommittee.

Respectfully submitted by Rhonda Holden, MSN, CENP

Kititas County Hospital Dist 2  
Statement of Revenue and Expense

|                                      | 58               | 70               | (12)            | 332              | 343              | (11)            | 337              |
|--------------------------------------|------------------|------------------|-----------------|------------------|------------------|-----------------|------------------|
| MEDICAL BILLABLE RUNS                | 58               | 70               | (12)            | 332              | 343              | (11)            | 337              |
| AVERAGE CHARGE PER RUN               | 2,583            | 2,271            | 312             | 2,425            | 2,258            | 167             | 2,257            |
|                                      | Current Month    |                  |                 | Year to Date     |                  |                 | Prior            |
|                                      | Actual           | Budget           | Variance        | Actual           | Budget           | Variance        | YTD              |
| INTEREST INCOME                      | 16,437           | 7,350            | 9,087           | 83,620           | 36,750           | 46,870          | (14,459)         |
| RENTAL INCOME                        | 23,117           | 25,709           | (2,592)         | 115,584          | 128,540          | (12,956)        | 127,001          |
| OTHER OPERATING REVENUE              | 554              | 8,675            | (8,121)         | 50,962           | 43,375           | 7,587           | 5,870            |
| AMBULANCE REVENUE                    | 149,811          | 158,977          | (9,166)         | 804,938          | 774,371          | 30,567          | 760,532          |
| <b>TOTAL REVENUE</b>                 | <b>189,919</b>   | <b>200,711</b>   | <b>(10,792)</b> | <b>1,055,105</b> | <b>983,036</b>   | <b>72,069</b>   | <b>878,943</b>   |
| CONTRACTUAL ADJUSTMENTS              | 56,479           | 88,810           | (32,331)        | 299,935          | 432,591          | (132,656)       | 252,442          |
| GEMT PROGRAM CHANGE 2023             | 20,000           | 0                | 20,000          | 100,000          | 0                | 100,000         | 0                |
| BAD DEBT                             | 8,140            | 11,446           | (3,306)         | 47,197           | 55,757           | (8,560)         | 51,945           |
| CHARITY CARE                         | 0                | 1,872            | (1,872)         | 0                | 9,358            | (9,358)         | 314              |
| <b>DEDUCTIONS FROM REVENUE</b>       | <b>84,618</b>    | <b>102,128</b>   | <b>(17,510)</b> | <b>447,132</b>   | <b>497,706</b>   | <b>(50,574)</b> | <b>304,701</b>   |
| <b>NET OPERATING REVENUE</b>         | <b>105,300</b>   | <b>98,583</b>    | <b>6,717</b>    | <b>607,973</b>   | <b>485,330</b>   | <b>122,643</b>  | <b>574,242</b>   |
| SALARIES AND WAGES                   | 104,342          | 124,266          | (19,924)        | 547,240          | 605,337          | (58,097)        | 514,705          |
| EMPLOYEE BENEFITS                    | 36,058           | 36,809           | (751)           | 187,072          | 181,821          | 5,251           | 161,112          |
| PROFESSIONAL FEES                    | 0                | 1,917            | (1,917)         | 25,332           | 9,581            | 15,751          | 13,866           |
| SUPPLIES                             | 12,312           | 9,931            | 2,381           | 55,468           | 48,996           | 6,472           | 50,769           |
| UTILITIES                            | 3,908            | 4,164            | (256)           | 21,064           | 20,823           | 241             | 22,285           |
| PURCHASED SERVICES                   | 26,294           | 27,251           | (957)           | 152,289          | 142,243          | 10,046          | 121,419          |
| CEUCC SUBSIDY EXPENSE                | 16,578           | 16,578           | 0               | 82,892           | 82,894           | (2)             | 81,266           |
| DEPRECIATION                         | 47,250           | 44,550           | 2,700           | 228,699          | 222,741          | 5,958           | 172,613          |
| INSURANCE                            | 3,170            | 3,125            | 45              | 16,029           | 15,619           | 410             | 14,626           |
| LICENSES AND TAXES                   | 59               | 931              | (872)           | 3,635            | 4,635            | (1,000)         | 5,934            |
| INTEREST EXPENSE                     | 9,211            | 9,211            | 0               | 46,055           | 46,055           | 0               | 49,912           |
| TRAVEL AND EDUCATION                 | 1,861            | 463              | 1,398           | 3,657            | 2,321            | 1,336           | 5,997            |
| OTHER DIRECT EXPENSES                | 1,059            | 988              | 71              | 5,231            | 4,949            | 282             | 3,792            |
| <b>EXPENSES</b>                      | <b>262,102</b>   | <b>280,184</b>   | <b>(18,082)</b> | <b>1,374,663</b> | <b>1,388,015</b> | <b>(13,352)</b> | <b>1,218,296</b> |
| <b>OPERATING INCOME (LOSS)</b>       | <b>(156,801)</b> | <b>(181,601)</b> | <b>24,800</b>   | <b>(766,690)</b> | <b>(902,685)</b> | <b>135,995</b>  | <b>(644,054)</b> |
| TAX LEVY INCOME                      | 149,392          | 148,578          | 814             | 749,631          | 742,888          | 6,743           | 689,184          |
| GAIN LOSS ASSET DISPOSITION          | 0                | 0                | 0               | 0                | 0                | 0               | 0                |
| NON OPERATING OTHER INCOME OR EXPENS | 0                | 0                | 0               | 0                | 0                | 0               | 0                |
| INTERGOVERNMENTAL REV OR EXP         | 0                | 0                | 0               | 0                | 0                | 0               | 0                |
| NON-OPERATING BOND ISSUE COST        | 0                | 0                | 0               | 0                | 0                | 0               | 0                |
| <b>NET INCOME (LOSS)</b>             | <b>(7,409)</b>   | <b>(33,023)</b>  | <b>25,614</b>   | <b>(17,059)</b>  | <b>(159,797)</b> | <b>142,738</b>  | <b>45,130</b>    |
| DAYS CASH ON HAND                    | 444.0            |                  |                 |                  |                  |                 |                  |
| AR DAYS                              | 88.4             |                  |                 |                  |                  |                 |                  |
| CURRENT RATIO                        | 9.34             |                  |                 |                  |                  |                 |                  |

Kittitas County Hospital Dist 2  
Statement of Revenue and Expense

|                                      | 58               | 70               | (12)            | 332              | 343              | (11)            | 337              |
|--------------------------------------|------------------|------------------|-----------------|------------------|------------------|-----------------|------------------|
| MEDICAL BILLABLE RUNS                |                  |                  |                 |                  |                  |                 |                  |
| AVERAGE CHARGE PER RUN               | 2,583            | 2,271            | 312             | 2,425            | 2,258            | 167             | 2,257            |
|                                      | Current Month    |                  |                 | Year to Date     |                  |                 | Prior            |
|                                      | Actual           | Budget           | Variance        | Actual           | Budget           | Variance        | YTD              |
| INTEREST INCOME                      | 0                | 0                | 0               | 0                | 0                | 0               | 0                |
| RENTAL INCOME                        | 0                | 0                | 0               | 0                | 0                | 0               | 0                |
| OTHER OPERATING REVENUE              | 554              | 8,675            | (8,121)         | 25,554           | 43,375           | (17,821)        | 5,870            |
| AMBULANCE REVENUE                    | 149,811          | 158,977          | (9,166)         | 804,938          | 774,371          | 30,567          | 760,532          |
| <b>TOTAL REVENUE</b>                 | <b>150,365</b>   | <b>167,652</b>   | <b>(17,287)</b> | <b>830,492</b>   | <b>817,746</b>   | <b>12,746</b>   | <b>766,402</b>   |
| CONTRACTUAL ADJUSTMENTS              | 56,479           | 88,810           | (32,331)        | 299,935          | 432,591          | (132,656)       | 252,442          |
| GEMT PROGRAM CHANGE 2023             | 20,000           | 0                | 20,000          | 100,000          | 0                | 100,000         | 0                |
| BAD DEBT                             | 8,140            | 11,446           | (3,306)         | 47,197           | 55,757           | (8,560)         | 51,945           |
| CHARITY CARE                         | 0                | 1,872            | (1,872)         | 0                | 9,358            | (9,358)         | 314              |
| <b>DEDUCTIONS FROM REVENUE</b>       | <b>84,618</b>    | <b>102,128</b>   | <b>(17,510)</b> | <b>447,132</b>   | <b>497,706</b>   | <b>(50,574)</b> | <b>304,701</b>   |
| <b>NET OPERATING REVENUE</b>         | <b>65,747</b>    | <b>65,524</b>    | <b>223</b>      | <b>383,360</b>   | <b>320,040</b>   | <b>63,320</b>   | <b>461,701</b>   |
| SALARIES AND WAGES                   | 104,488          | 123,953          | (19,465)        | 546,600          | 603,773          | (57,173)        | 512,913          |
| EMPLOYEE BENEFITS                    | 36,070           | 38,785           | (2,715)         | 187,023          | 181,702          | 5,321           | 160,671          |
| PROFESSIONAL FEES                    | 0                | 0                | 0               | 0                | 0                | 0               | 0                |
| SUPPLIES                             | 12,312           | 9,931            | 2,381           | 55,468           | 48,996           | 6,472           | 36,368           |
| UTILITIES                            | 3,870            | 3,572            | 298             | 18,634           | 17,862           | 772             | 16,825           |
| PURCHASED SERVICES                   | 13,166           | 15,117           | (1,951)         | 71,303           | 75,576           | (4,273)         | 56,740           |
| CEUCC SUBSIDY EXPENSE                | 0                | 0                | 0               | 0                | 0                | 0               | 0                |
| DEPRECIATION                         | 14,980           | 12,883           | 2,097           | 72,704           | 64,410           | 8,294           | 36,512           |
| INSURANCE                            | 867              | 929              | (62)            | 4,334            | 4,647            | (313)           | 4,856            |
| LICENSES AND TAXES                   | 59               | 800              | (741)           | 3,610            | 4,000            | (390)           | 5,909            |
| INTEREST EXPENSE                     | 0                | 0                | 0               | 0                | 0                | 0               | 0                |
| TRAVEL AND EDUCATION                 | 1,824            | 463              | 1,361           | 3,620            | 2,321            | 1,299           | 5,997            |
| OTHER DIRECT EXPENSES                | 650              | 95               | 555             | 1,353            | 480              | 873             | 540              |
| <b>EXPENSES</b>                      | <b>188,285</b>   | <b>204,528</b>   | <b>(16,243)</b> | <b>964,649</b>   | <b>1,003,767</b> | <b>(39,118)</b> | <b>837,332</b>   |
| <b>OPERATING INCOME (LOSS)</b>       | <b>(122,539)</b> | <b>(139,004)</b> | <b>16,465</b>   | <b>(581,289)</b> | <b>(683,727)</b> | <b>102,438</b>  | <b>(375,632)</b> |
| TAX LEVY INCOME                      | 72,176           | 70,984           | 1,192           | 362,137          | 354,921          | 7,216           | 332,225          |
| GAIN LOSS ASSET DISPOSITION          | 0                | 0                | 0               | 0                | 0                | 0               | 0                |
| NON OPERATING OTHER INCOME OR EXPENS | 0                | 0                | 0               | 0                | 0                | 0               | 0                |
| INTERGOVERNMENTAL REV OR EXP         | 0                | 0                | 0               | 0                | 0                | 0               | 0                |
| NON-OPERATING BOND ISSUE COST        | 0                | 0                | 0               | 0                | 0                | 0               | 0                |
| <b>NET INCOME (LOSS)</b>             | <b>(50,362)</b>  | <b>(68,020)</b>  | <b>17,658</b>   | <b>(219,152)</b> | <b>(328,806)</b> | <b>109,654</b>  | <b>(43,406)</b>  |

Kittitas County Hospital Dist 2  
Statement of Revenue and Expense

|                                      | Current Month   |                 |                | Year to Date     |                  |               | Prior            |
|--------------------------------------|-----------------|-----------------|----------------|------------------|------------------|---------------|------------------|
|                                      | Actual          | Budget          | Variance       | Actual           | Budget           | Variance      | YTD              |
| INTEREST INCOME                      | 16,437          | 7,350           | 9,087          | 83,620           | 36,750           | 46,870        | (14,459)         |
| RENTAL INCOME                        | 23,117          | 25,709          | (2,592)        | 115,584          | 128,540          | (12,956)      | 127,001          |
| OTHER OPERATING REVENUE              | 0               | 0               | 0              | 25,408           | 0                | 25,408        | 0                |
| AMBULANCE REVENUE                    | 0               | 0               | 0              | 0                | 0                | 0             | 0                |
| <b>TOTAL REVENUE</b>                 | <b>39,554</b>   | <b>33,059</b>   | <b>6,495</b>   | <b>224,613</b>   | <b>165,290</b>   | <b>59,323</b> | <b>112,541</b>   |
| CONTRACTUAL ADJUSTMENTS              | 0               | 0               | 0              | 0                | 0                | 0             | 0                |
| GEMT PROGRAM CHANGE 2023             | 0               | 0               | 0              | 0                | 0                | 0             | 0                |
| BAD DEBT                             | 0               | 0               | 0              | 0                | 0                | 0             | 0                |
| CHARITY CARE                         | 0               | 0               | 0              | 0                | 0                | 0             | 0                |
| <b>DEDUCTIONS FROM REVENUE</b>       | <b>0</b>        | <b>0</b>        | <b>0</b>       | <b>0</b>         | <b>0</b>         | <b>0</b>      | <b>0</b>         |
| <b>NET OPERATING REVENUE</b>         | <b>39,554</b>   | <b>33,059</b>   | <b>6,495</b>   | <b>224,613</b>   | <b>165,290</b>   | <b>59,323</b> | <b>112,541</b>   |
| SALARIES AND WAGES                   | (146)           | 313             | (459)          | 640              | 1,564            | (924)         | 1,792            |
| EMPLOYEE BENEFITS                    | (11)            | 24              | (35)           | 49               | 119              | (70)          | 441              |
| PROFESSIONAL FEES                    | 0               | 1,917           | (1,917)        | 25,332           | 9,581            | 15,751        | 13,866           |
| SUPPLIES                             | 0               | 0               | 0              | 0                | 0                | 0             | 14,401           |
| UTILITIES                            | 38              | 592             | (554)          | 2,430            | 2,961            | (531)         | 5,460            |
| PURCHASED SERVICES                   | 13,128          | 12,134          | 994            | 80,986           | 66,667           | 14,319        | 64,679           |
| CEUCC SUBSIDY EXPENSE                | 16,578          | 16,578          | 0              | 82,892           | 82,894           | (2)           | 81,266           |
| DEPRECIATION                         | 32,269          | 31,667          | 602            | 155,995          | 158,331          | (2,336)       | 136,100          |
| INSURANCE                            | 2,303           | 2,196           | 107            | 11,696           | 10,972           | 724           | 9,770            |
| LICENSES AND TAXES                   | 0               | 131             | (131)          | 25               | 635              | (610)         | 25               |
| INTEREST EXPENSE                     | 9,211           | 9,211           | 0              | 46,055           | 46,055           | 0             | 49,912           |
| TRAVEL AND EDUCATION                 | 37              | 0               | 37             | 37               | 0                | 37            | 0                |
| OTHER DIRECT EXPENSES                | 409             | 893             | (484)          | 3,878            | 4,469            | (591)         | 3,252            |
| <b>EXPENSES</b>                      | <b>73,816</b>   | <b>75,656</b>   | <b>(1,840)</b> | <b>410,014</b>   | <b>384,248</b>   | <b>25,766</b> | <b>380,964</b>   |
| <b>OPERATING INCOME (LOSS)</b>       | <b>(34,263)</b> | <b>(42,597)</b> | <b>8,334</b>   | <b>(185,401)</b> | <b>(218,958)</b> | <b>33,557</b> | <b>(268,423)</b> |
| TAX LEVY INCOME                      | 77,216          | 77,594          | (378)          | 387,494          | 387,967          | (473)         | 356,959          |
| GAIN LOSS ASSET DISPOSITION          | 0               | 0               | 0              | 0                | 0                | 0             | 0                |
| NON OPERATING OTHER INCOME OR EXPENS | 0               | 0               | 0              | 0                | 0                | 0             | 0                |
| INTERGOVERNMENTAL REV OR EXP         | 0               | 0               | 0              | 0                | 0                | 0             | 0                |
| NON-OPERATING BOND ISSUE COST        | 0               | 0               | 0              | 0                | 0                | 0             | 0                |
| <b>NET INCOME (LOSS)</b>             | <b>42,953</b>   | <b>34,997</b>   | <b>7,956</b>   | <b>202,093</b>   | <b>169,009</b>   | <b>33,084</b> | <b>88,536</b>    |
| DAYS CASH ON HAND                    | 444.0           |                 |                |                  |                  |               |                  |
| AR DAYS                              | 88.4            |                 |                |                  |                  |               |                  |
| CURRENT RATIO                        | 9.34            |                 |                |                  |                  |               |                  |



## Kittitas County Hospital Dist 2

## Balance Sheet

|   | <u>Year to Date</u> | <u>Prior Year End</u> | <u>Change</u>    |
|---|---------------------|-----------------------|------------------|
| CASH                                      | 1,199,786           | 1,007,564             | 192,223          |
| ACCOUNTS RECEIVABLE                       | 162,181             | 310,534               | (148,353)        |
| TAXES RECEIVABLE                          | 1,094,832           | 39,232                | 1,055,599        |
| RIGHT OF USE RECEIVABLE                   | 2,643,801           | 2,728,050             | (84,249)         |
| PREPAIDS                                  | 44,293              | 15,868                | 28,425           |
| INVESTMENTS                               | 2,175,064           | 2,251,901             | (76,837)         |
| <b>CURRENT ASSETS</b>                     | <b>7,319,958</b>    | <b>6,353,149</b>      | <b>966,809</b>   |
| LAND                                      | 843,524             | 843,524               | 0                |
| PROPERTY, PLANT, & EQUIPMENT              | 10,692,745          | 10,657,272            | 35,473           |
| ACCUMULATED DEPRECIATION                  | (4,461,060)         | (4,232,361)           | (228,699)        |
| <b>NON CURRENT ASSETS</b>                 | <b>7,075,209</b>    | <b>7,268,435</b>      | <b>(193,227)</b> |
| NET PENSION ASSET                         | 766,580             | 766,580               | 0                |
| DEFERRED OUTFLOWS                         | 421,822             | 421,822               | 0                |
| <b>ASSETS</b>                             | <b>15,583,569</b>   | <b>14,809,986</b>     | <b>773,582</b>   |
| ACCOUNTS PAYABLE                          | 60,245              | 91,129                | (30,884)         |
| INTEREST PAYABLE                          | (1,030)             | 9,417                 | (10,447)         |
| ACCRUED PAYROLL                           | 36,447              | 36,710                | (263)            |
| ACCRUED BENEFITS                          | 76,952              | 112,650               | (35,698)         |
| CEUCC SUBSIDY PAYABLE                     | 277,931             | 195,039               | 82,892           |
| DEFERRED OTHER                            | 24,709              | 25,709                | (1,000)          |
| CURRENT PORTION REVENUE BOND - LTGO       | 308,678             | 308,678               | 0                |
| <b>CURRENT LIABILITIES</b>                | <b>783,931</b>      | <b>779,332</b>        | <b>4,600</b>     |
| LONG TERM REVENUE BOND - LTGO             | 2,861,911           | 3,014,950             | (153,038)        |
| NET PENSION LIABILITY                     | 19,797              | 19,797                | 0                |
| DEFERRED INFLOWS - PENSION                | 691,914             | 691,914               | 0                |
| DEFERRED INFLOW RIGHT OF USE              | 2,543,439           | 2,654,023             | (110,584)        |
| DEFERRED INFLOWS - LEVY                   | 1,049,664           | 0                     | 1,049,664        |
| <b>NONCURRENT LIABILITIES</b>             | <b>7,166,725</b>    | <b>6,380,684</b>      | <b>786,041</b>   |
| <b>LIABILITIES</b>                        | <b>7,950,656</b>    | <b>7,160,015</b>      | <b>790,641</b>   |
| NET INCOME (LOSS)                         | (17,059)            | 0                     | (17,059)         |
| UNRESTRICTED FUND BALANCE                 | 7,649,971           | 7,649,971             | 0                |
| <b>FUND BALANCE</b>                       | <b>7,632,912</b>    | <b>7,649,971</b>      | <b>(17,059)</b>  |
| <b>TOTAL LIABILITIES AND NET POSITION</b> | <b>15,583,569</b>   | <b>14,809,986</b>     | <b>773,582</b>   |

## Kittitas County Hospital Dist 2

## Statement of Cash Flows

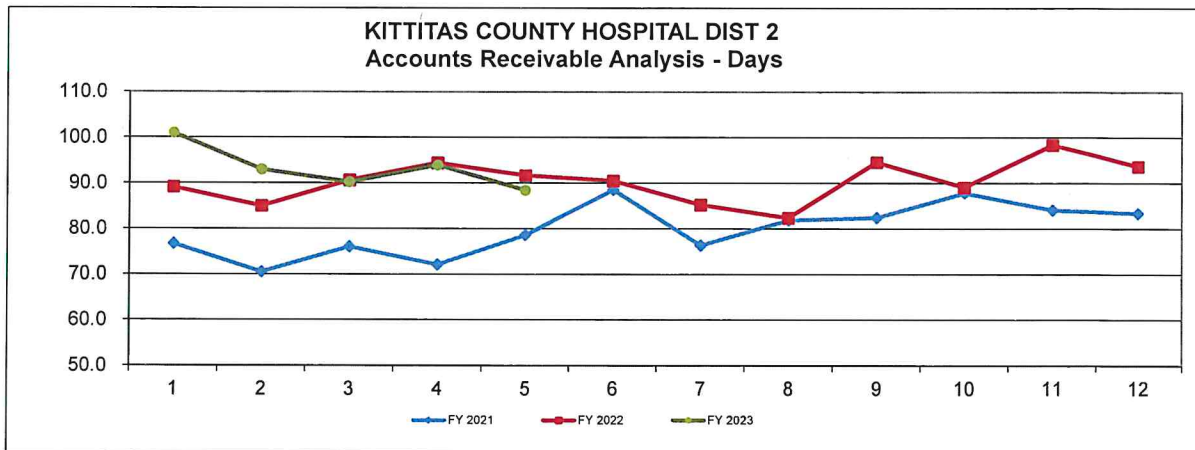
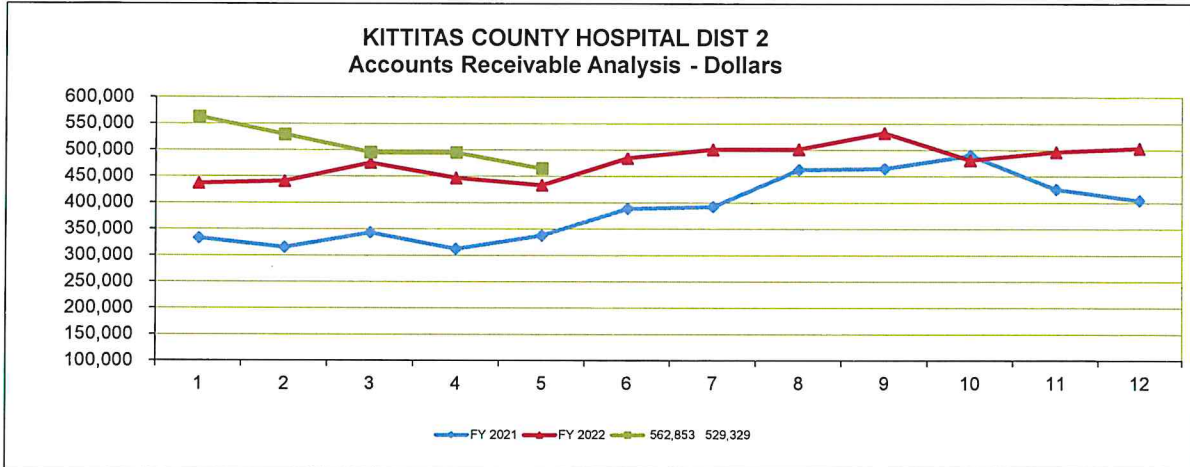
---

|  | <u>CASH</u>      |
|--|------------------|
| NET BOOK INCOME                            | (17,059)         |
| <b>ADD BACK NON-CASH EXPENSE</b>           |                  |
| DEPRECIATION                               | 228,699          |
| <b>NET CASH FROM OPERATIONS</b>            | <b>211,640</b>   |
| <b>CHANGE IN CURRENT ASSETS</b>            |                  |
| PATIENT ACCOUNTS AND OTHER RECEIVABLES     | 148,353          |
| PROPERTY TAX RECEIVABLE                    | (1,055,599)      |
| RIGHT OF USE RECEIVABLE                    | 84,249           |
| PREPAID EXPENSE                            | (28,425)         |
| <b>TOTAL CHANGE IN CURRENT ASSETS</b>      | <b>(851,423)</b> |
| PURCHASE OF PROPERTY, PLANT & EQUIPMENT    | (35,473)         |
| NET PENSION ASSET                          | 0                |
| DEFERRED OUTFLOWS                          | 0                |
| INCREASE IN INVESTMENTS                    | 76,837           |
| PROCEEDS FROM SALE/MATURITY OF INVESTMENTS |                  |
| <b>TOTAL CHANGE IN ASSETS</b>              | <b>(810,059)</b> |
| <b>CHANGES IN CURRENT LIABILITIES</b>      |                  |
| ACCOUNTS PAYABLE                           | (30,884)         |
| INTEREST PAYABLE                           | (10,447)         |
| ACCRUED PAYROLL                            | (263)            |
| ACCRUED BENEFITS                           | (35,698)         |
| CEUCC SUBSIDY PAYABLE                      | 82,892           |
| DEFERRED OTHER                             | (1,000)          |
| <b>TOTAL CHANGE CURRENT LIABILITIES</b>    | <b>4,600</b>     |
| PRINCIPLE PAYMENT ON REVENUE BOND          | (153,038)        |
| NET PENSION LIABILITY                      | 0                |
| DEFERRED INFLOWS PENSION AND LEVY          | 1,049,664        |
| DEFERRED INFLOW RIGHT OF USE               | (110,584)        |
| <b>NET CHANGE IN CASH</b>                  | <b>192,223</b>   |
| BEGINNING CASH ON HAND                     | 1,007,564        |
| <b>ENDING CASH ON HAND</b>                 | <b>1,199,786</b> |



KITTITAS COUNTY HOSPITAL DIST 2  
Accounts Receivable Analysis

| SYS DESIGN EMS | May-23  | Apr-23  | Mar-23  | Feb-23  | Jan-23  | Dec-22  | Nov-22  | Oct-22  | Sep-22  | Aug-22  | Jul-22  | Jun-22  |
|----------------|---------|---------|---------|---------|---------|---------|---------|---------|---------|---------|---------|---------|
| A/R Dollars    | 464,456 | 494,771 | 495,226 | 529,329 | 562,853 | 502,991 | 496,457 | 480,632 | 532,130 | 501,313 | 500,356 | 484,393 |
| A/R Days       | 88.4    | 93.9    | 90.2    | 92.9    | 100.9   | 93.7    | 98.4    | 89.1    | 94.6    | 82.4    | 85.2    | 90.5    |





KITTITAS COUNTY HOSPITAL DIST 2

BOARD MEETING May 2023 ACTIVITY

ACCOUNTS PAYABLE WARRANTS/ EFTS TO BE APPROVED

CHECK DATE:

|                             |              |             |                   |           |
|-----------------------------|--------------|-------------|-------------------|-----------|
| # 1 WARRANT NUMBERS:        | 13754-13769  | NET AMOUNT: | 19,346.48         | 1-May-23  |
| # 2 WARRANT NUMBERS: (VOID) | 13760, 13767 | NET AMOUNT: | (3,131.42)        | 1-May-23  |
| # 3 WARRANT NUMBERS:        | 13770-13785  | NET AMOUNT: | 7,220.01          | 9-May-23  |
| # 4 WARRANT NUMBERS:        | 13786-13797  | NET AMOUNT: | 43,604.05         | 15-May-23 |
| # 5 WARRANT NUMBERS:        | 13798-13811  | NET AMOUNT: | 239,305.45        | 22-May-23 |
| # 6 WARRANT NUMBERS:        | 13812        | NET AMOUNT: | 10,000.00         | 24-May-23 |
| # 7 WARRANT NUMBERS:        | 13813-13820  | NET AMOUNT: | 9,902.66          | 30-May-23 |
|                             |              |             | <u>326,247.23</u> |           |

PAYROLL WARRANTS / EFTS TO BE APPROVED

|                |             |                  |           |
|----------------|-------------|------------------|-----------|
| PPE 05/06/2023 | NET AMOUNT: | 33,633.77        | 12-May-23 |
| PPE 05/20/2023 | NET AMOUNT: | <u>32,527.76</u> | 26-May-23 |
|                |             | 66,161.53        |           |

TOTAL NET WARRANTS & EFT'S 392,408.76

Kittitas County Hospital District #2  
 Detailed Statement of Accounts Payable Transactions  
 Month of May 2023



| Account Class            | Check No                 | Vendor                             | Amount                           |          |
|--------------------------|--------------------------|------------------------------------|----------------------------------|----------|
| <b>Balance Sheet</b>     | 13757                    | DEPARTMENT OF RETIREMENT SYSTEMS   | 3,813.55                         |          |
|                          | 13758                    | DEPARTMENT OF RETIREMENT SYSTEMS   | 867.92                           |          |
|                          | 13761                    | IAFF LOCAL 4880                    | 1,273.00                         |          |
|                          | 13771                    | AFLAC                              | 543.91                           |          |
|                          | 13790                    | DEPARTMENT OF RETIREMENT SYSTEMS   | 3,798.47                         |          |
|                          | 13791                    | DEPARTMENT OF RETIREMENT SYSTEMS   | 759.39                           |          |
|                          | 13794                    | KITTCOM                            | 20,307.25                        |          |
|                          | 13800                    | CASHMERE VALLEY BANK               | 56,501.68                        |          |
|                          | 13800                    | CASHMERE VALLEY BANK               | 102,628.37                       |          |
|                          | 13800                    | CASHMERE VALLEY BANK               | 50,409.95                        |          |
|                          | 13812                    | AMERITITLE                         | 10,000.00                        |          |
|                          | 13814                    | DEPARTMENT OF RETIREMENT SYSTEMS   | 3,853.70                         |          |
|                          | 13815                    | DEPARTMENT OF RETIREMENT SYSTEMS   | 835.52                           |          |
|                          | <b>Employee Benefits</b> | 13757                              | DEPARTMENT OF RETIREMENT SYSTEMS | 2,538.43 |
|                          |                          | 13774                              | DEPARTMENT OF RETIREMENT SYSTEMS | 25.00    |
|                          |                          | 13790                              | DEPARTMENT OF RETIREMENT SYSTEMS | 2,461.51 |
| 13804                    |                          | IAFF HEALTH & WELLNESS TRUST       | 19,491.11                        |          |
| 13811                    |                          | WA STATE COUNCIL OF FIREFIGHTERS   | 900.00                           |          |
| 13814                    |                          | DEPARTMENT OF RETIREMENT SYSTEMS   | 2,511.82                         |          |
| <b>Professional Fees</b> | 13766                    | STATE AUDITORS OFFICE              | 576.45                           |          |
|                          | 13775                    | DINGUS ZARECOR & ASSOC PLLC        | 2,500.00                         |          |
|                          | 13782                    | MEYER, FLUEGGE & TENNEY INC. P.S.  | 675.00                           |          |
| <b>Supplies</b>          | 13754                    | CARDINAL HEALTH 112, LLC           | 40.70                            |          |
|                          | 13760                    | GALLS, LLC                         | 61.20                            |          |
|                          | 13760                    | GALLS, LLC                         | (61.20)                          |          |
|                          | 13762                    | JAMES OIL CO., INC.                | 1,316.25                         |          |
|                          | 13762                    | JAMES OIL CO., INC.                | 617.68                           |          |
|                          | 13763                    | LIFE ASSIST, INC.                  | 704.75                           |          |
|                          | 13763                    | LIFE ASSIST, INC.                  | 4.09                             |          |
|                          | 13767                    | STATE DEPARTMENT OF TRANSPORTATION | 1,535.11                         |          |
|                          | 13767                    | STATE DEPARTMENT OF TRANSPORTATION | 1,535.11                         |          |
|                          | 13767                    | STATE DEPARTMENT OF TRANSPORTATION | (1,535.11)                       |          |
|                          | 13767                    | STATE DEPARTMENT OF TRANSPORTATION | (1,535.11)                       |          |
|                          | 13769                    | STATE DEPARTMENT OF TRANSPORTATION | 1,535.11                         |          |
|                          | 13776                    | GALLS, LLC                         | 102.67                           |          |
|                          | 13776                    | GALLS, LLC                         | 102.74                           |          |
|                          | 13776                    | GALLS, LLC                         | 103.27                           |          |
|                          | 13776                    | GALLS, LLC                         | 103.24                           |          |
|                          | 13776                    | GALLS, LLC                         | 61.20                            |          |
|                          | 13779                    | JAMES OIL CO., INC.                | 686.97                           |          |
| 13781                    | LIFE ASSIST, INC.        | 579.59                             |                                  |          |
| 13784                    | OXARC INC                | 138.27                             |                                  |          |

Utilities

|  |          |
|--|----------|
| 13786 AMAZON                             | 43.23    |
| 13786 AMAZON                             | 190.59   |
| 13787 CARDINAL HEALTH 112, LLC           | 91.36    |
| 13787 CARDINAL HEALTH 112, LLC           | 106.10   |
| 13789 CLE ELUM HARDWARE & RENTAL         | 4.84     |
| 13789 CLE ELUM HARDWARE & RENTAL         | 48.59    |
| 13795 KITTITAS VALLEY HEALTHCARE         | 1,033.43 |
| 13796 LIFE ASSIST, INC.                  | 94.11    |
| 13796 LIFE ASSIST, INC.                  | 107.24   |
| 13797 MOUNTAIN AUTO PARTS                | 14.78    |
| 13798 AMAZON                             | 60.75    |
| 13799 CARDINAL HEALTH 112, LLC           | 254.19   |
| 13799 CARDINAL HEALTH 112, LLC           | 287.20   |
| 13799 CARDINAL HEALTH 112, LLC           | 68.38    |
| 13799 CARDINAL HEALTH 112, LLC           | 107.14   |
| 13803 GALLS, LLC                         | 193.14   |
| 13805 JAMES OIL CO., INC.                | 476.07   |
| 13806 LIFE ASSIST, INC.                  | 242.14   |
| 13806 LIFE ASSIST, INC.                  | 717.90   |
| 13806 LIFE ASSIST, INC.                  | 622.96   |
| 13807 OXARC INC                          | 138.27   |
| 13807 OXARC INC                          | 271.11   |
| 13809 STATE DEPARTMENT OF TRANSPORTATION | 1,469.01 |
| 13813 AMAZON                             | 459.43   |
| 13813 AMAZON                             | 109.21   |
| 13813 AMAZON                             | 452.13   |
| 13816 KITTITAS VALLEY HEALTHCARE         | 73.38    |
| 13816 KITTITAS VALLEY HEALTHCARE         | 92.10    |
| 13817 LIFE ASSIST, INC.                  | 24.91    |
| 13817 LIFE ASSIST, INC.                  | 159.30   |
| 13755 CENTURYLINK                        | 147.87   |
| 13759 DISH NETWORK                       | 202.58   |
| 13764 MCI                                | 38.10    |
| 13765 PUGET SOUND ENERGY                 | 1,304.26 |
| 13765 PUGET SOUND ENERGY                 | 251.96   |
| 13765 PUGET SOUND ENERGY                 | 10.89    |
| 13765 PUGET SOUND ENERGY                 | 15.67    |
| 13768 VERIZON                            | 605.80   |
| 13777 INLAND NETWORKS                    | 205.41   |
| 13785 PUGET SOUND ENERGY                 | 35.56    |
| 13792 DISH NETWORK                       | 119.59   |
| 13801 CITY OF CLE ELUM                   | 116.68   |
| 13801 CITY OF CLE ELUM                   | 424.12   |
| 13801 CITY OF CLE ELUM                   | 560.31   |
| 13801 CITY OF CLE ELUM                   | 116.68   |
| 13808 PUGET SOUND ENERGY                 | 13.78    |
| 13808 PUGET SOUND ENERGY                 | 993.45   |
| 13808 PUGET SOUND ENERGY                 | 10.89    |
| 13808 PUGET SOUND ENERGY                 | 161.41   |

|                       |   |                   |
|-----------------------|---|-------------------|
| Purchased Services    | 13756 CITY OF CLE ELUM FIRE DEPARTMENT        | 200.00            |
|                       | 13756 CITY OF CLE ELUM FIRE DEPARTMENT        | 150.00            |
|                       | 13770 ABBOTTS PRINTING INC                    | 20.60             |
|                       | 13772 CROSSROAD GARAGE LLC                    | 234.08            |
|                       | 13778 JACKSON HORSLEY                         | 400.00            |
|                       | 13788 CITY OF CLE ELUM FIRE DEPARTMENT        | 200.00            |
|                       | 13795 KITTITAS VALLEY HEALTHCARE              | 8,019.79          |
|                       | 13795 KITTITAS VALLEY HEALTHCARE              | 5,501.13          |
|                       | 13810 SYSTEMS DESIGN                          | 1,709.82          |
|                       | 13816 KITTITAS VALLEY HEALTHCARE              | 70.00             |
|                       | 13818 MICROSOFT                               | 472.94            |
|                       | 13818 MICROSOFT                               | 15.13             |
|                       | 13820 YAKIMA ADJUSTMENT SERVICE INC           | 470.09            |
| Licenses & Taxes      | 13802 DEPARTMENT OF REVENUE-EXCISE            | 358.94            |
| Other Direct Expenses | 13773 DEPARTMENT OF HEALTH                    | 620.00            |
|                       | 13780 KITTITAS COUNTY FIRE CHIEFS ASSOCIATION | 30.00             |
|                       | 13783 NORTHERN KITTITAS CO TRIBUNE            | 52.50             |
|                       | 13793 ISPYFIRE, INC.                          | 702.65            |
|                       | 13819 NORTHERN KITTITAS CO TRIBUNE            | 250.50            |
|                       | 13819 NORTHERN KITTITAS CO TRIBUNE            | 52.50             |
|                       |   | <u>326,247.23</u> |

KITTITAS COUNTY PUBLIC HOSPITAL DISTRICT #2  
 US BANCORP INVESTMENTS  
 May 31, 2023

| INVESTMENT TYPE   | CUSIP     | INVESTMENT DATE | MATURITY DATE | YTM %  | MATURITY AMOUNT | INVESTMENT AMOUNT | MARKET VALUE | UNREALIZED GAIN/(LOSS) |
|-------------------|-----------|-----------------|---------------|--------|-----------------|-------------------|--------------|------------------------|
| US TREASURY NOTES | 912828ZU7 | 12/19/2022      | 6/15/2023     | 4.311% | 500,000.00      | 490,275.00        | 498,984.39   | 8,709.39               |
| FHLB              | 3130ATWQ6 | 11/29/2022      | 11/17/2023    | 4.750% | 1,000,000.00    | 998,815.00        | 994,128.67   | (4,686.33)             |
| FNMA              | 3135G06B4 | 7/27/2021       | 10/22/2025    | 0.570% | 300,000.00      | 299,874.30        | 272,382.69   | (27,491.61)            |
| TOTAL             |           |                 |               |        | 1,800,000.00    | 1,788,964.30      | 1,765,495.75 | (23,468.55)            |





KITTITAS COUNTY  
Health Network



Listen in and learn how we're working together  
to make a healthier future for our county.

*Catch the podcast at [kvhealthcare.org/blog](http://kvhealthcare.org/blog)*



Robin Reed, MPH  
Executive Director  
KCHN



Kevin Martin, MD  
Chief Medical Officer  
KVH

*Celebrating*  
**Community Health Improvement Week**



## Family Medicine

Screenings  
Routine checkups  
Health-risk assessments  
Treatment of illness & injury  
Chronic illness management  
Integrated behavioral health  
Healthy lifestyle counseling  
Addiction-treatment  
Anticoagulation

## Specialties

Orthopedics  
Physical Therapy  
Diabetes Education  
Women's Health  
Speech Therapy  
Cardiology



Family Medicine  
Cle Elum

201 Alpha Way

509.674.5331

[kvhealthcare.org](http://kvhealthcare.org)

## Getting to know your Medic One responders



Elizabeth Williams, Paramedic

Patient care is my first love, using my skills and knowledge to help patients feel better, relieve pain and reassure them that they are being taken care of while with me.

I grew up here. I love taking care of the folks I've known my entire life and those I've come to know since moving back. The folks that have lived here most of their life are reluctant to call 911, and appreciate seeing someone they know arrive at their house to help them. I love being there for them.

Nathan Henderson, Paramedic

I enjoy helping people and working with the Fire and EMS crews in the area. I get to help people when they are at their sickest and meet a lot of interesting people.

We have a great agency that truly strives to build the best service for the community. The area has a lot of people who support their public service/first responders and that is much appreciated.

Medic One is a service of Kittitas County Public Hospital District #2

## Getting to know your Medic One responders



Kristen Kossow, EMT

My favorite thing about my job is working in the community I grew up in, and being able to make a difference in my patients' lives, as well as their families.

Since I grew up in Cle Elum, I feel like I can make a better connection with a lot of people here. I appreciate the support we get from this community, and I would like to see our relationships continue to grow as the community grows.

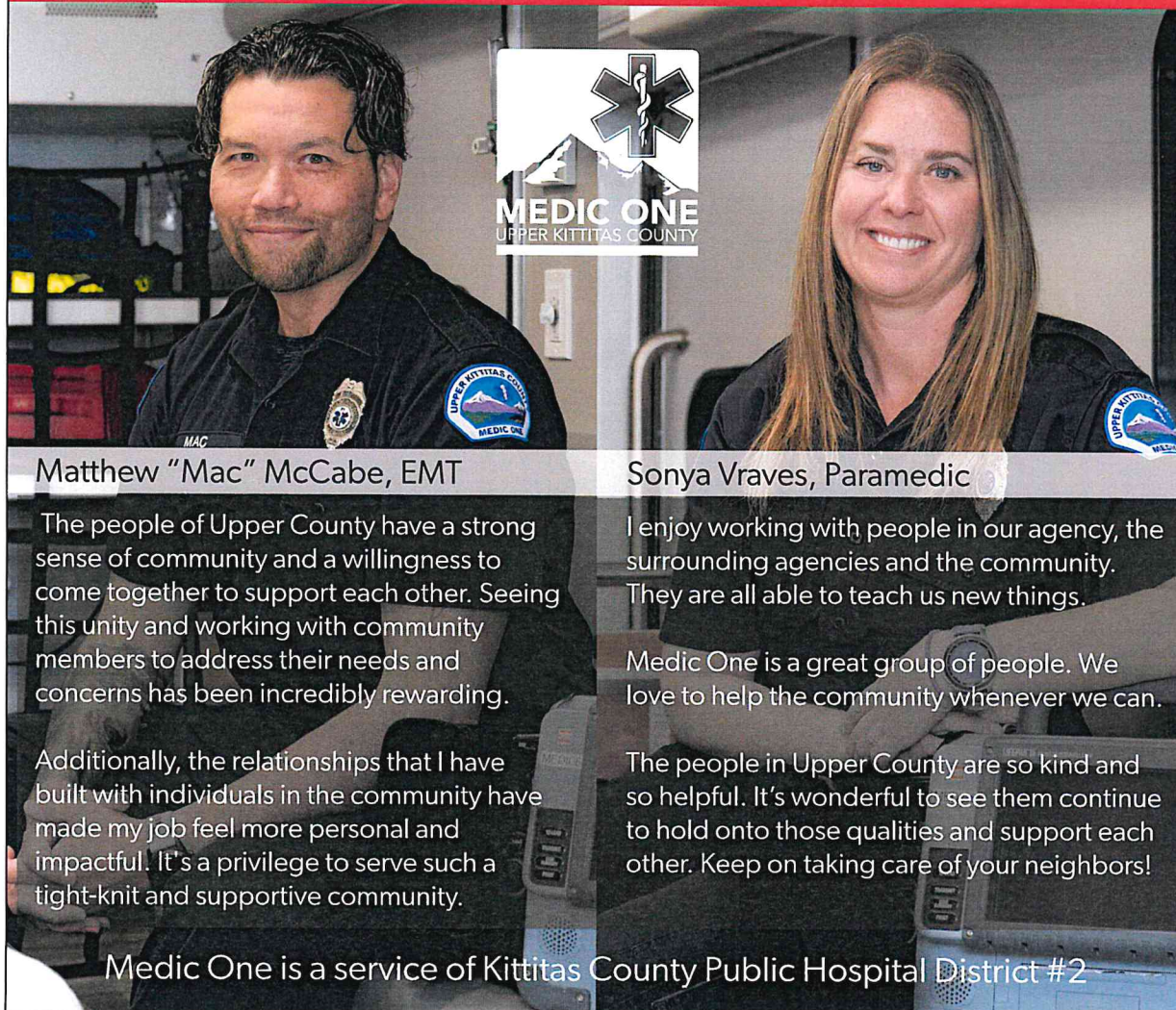
Craig Hallmark, Paramedic

My favorite part of the job is the range. One moment we are in a residential neighborhood, the next we are rescuing someone from a snow covered mountain. Next month will be summertime rescues near the lakes and rivers.

We get to work with some truly talented and experienced teams and individuals from neighboring agencies. The challenges we get to face being in such a rural community makes everyday being here fun and exciting.

Medic One is a service of Kittitas County Public Hospital District #2

## Getting to know your Medic One responders



Matthew "Mac" McCabe, EMT

The people of Upper County have a strong sense of community and a willingness to come together to support each other. Seeing this unity and working with community members to address their needs and concerns has been incredibly rewarding.

Additionally, the relationships that I have built with individuals in the community have made my job feel more personal and impactful. It's a privilege to serve such a tight-knit and supportive community.

Sonya Vraves, Paramedic

I enjoy working with people in our agency, the surrounding agencies and the community. They are all able to teach us new things.

Medic One is a great group of people. We love to help the community whenever we can.

The people in Upper County are so kind and so helpful. It's wonderful to see them continue to hold onto those qualities and support each other. Keep on taking care of your neighbors!

Medic One is a service of Kittitas County Public Hospital District #2

*To all our staff, and to all  
our partners in care,*

*Thank you for everything you  
do in service to our families  
and communities.*

# National Hospital Week

*May 7-13*




Kittitas Valley Healthcare  
*Your Home for Health*

Our responder team is uniquely qualified to:

Provide medications

Intubate to assist with breathing

Utilize 12-lead EKG monitoring to ID heart attacks and transmit information to the hospital before arrival



**Patients transported**

April 2023 Year to Date

**63 / 275**

**Calls for assistance**

April 2023 Year to Date

**109 / 478**

Medic One is a service of Kittitas County Hospital District 2

Cost is \$320 (includes 20% Volume Discount)

**Size:**

**5 X 4"**

(#columns wide X inches tall)

**Run Date:**

May 18, 2023

Approved by (authorized signature):

**X**

Date:

AD REP: CASEY  
PRODUCTION: CASEY

Approved WITH INDICATED CHANGES  
 Approved AS SHOWN

Please sign & FAX back to 509-674-5571 or SCAN & EMAIL to ads@nktribune.com

**NORTHERN KITTITAS COUNTY**  
**TRIBUNE**

Cle Elum, WA • 509-674-2511

Our responder team is uniquely qualified to:

Provide medications

Intubate to assist with breathing

Utilize 12-lead EKG monitoring to ID heart attacks and transmit information to the hospital before arrival



Medic One is a service of Kittitas County Hospital District 2



**Patients transported**

May 2023 Year to Date

**57 / 332**

**Calls for assistance**

May 2023 Year to Date

**120 / 598**

Cost is \$320 (includes 20% Volume Discount)

**Size:**

**5 X 4"**

(#columns wide X inches tall)

**Run Date:**

June 8, 2023

Approved by (authorized signature):

**X**

Date:

AD REP: CASEY  
PRODUCTION: CASEY

Approved WITH INDICATED CHANGES  
 Approved AS SHOWN

Please sign & FAX back to 509-674-5571 or SCAN & EMAIL to ads@nkctribune.com

**NORTHERN KITTITAS COUNTY**  
**TRIBUNE**

Cle Elum, WA • 509-674-2511



## Getting to know your Medic One responders



John Storch, EMT

I enjoy the teamwork. I appreciate the mutual trust, shared values, and collaborative communication that we have within our organization and service delivery partners in being able to help people in our community when they need it most.

We feel genuinely supported and appreciated. People frequently thank us either on the spot or later, and sometimes they surprise us with thank you notes or delicious treats that they have prepared for us.

Dakoda Fenter, Paramedic

I like the challenging nature of the work. I have always been a problem solver and this job allows me to put those skills to use. Each shift presents different challenges and a variety of different calls for service, and I thoroughly enjoy being there for our community when they need us.

It is truly fulfilling, the support that we receive from this community. I am thankful to work in this tight knit community and am fulfilled by serving the citizens of it.

Medic One is a service of Kittitas County Public Hospital District #2

## Getting to know your Medic One responders



Jason Boitano, EMT-IV

Jeff Beaty, Paramedic

The people of Upper County make my job fulfilling because the people are community minded. Many of the calls we respond to, there always seem to be neighbors, bystanders, family, etc., that offer to help out with any means possible.


My favorite part of the job is interacting with the community. I enjoy meeting people and educating about our EMS system. The support Upper County has for Medic One proves that Medic One personnel are appreciated.

Medic One is not the fire department. We are the sole Medic/EMT transporting agency in the Upper County, and we are grateful for your support!

Medic One is committed to do what is best for the community. It is the goal of every Medic and EMT to provide the best care for everyone. Our experience and training prove we are the best for Upper County.

Medic One is a service of Kittitas County Public Hospital District #2

## Getting to know your Medic One responders



Matthew Schauer, Paramedic

I'm grateful for the opportunity to make a meaningful difference in patients' lives.

In many ways we are more progressive than other EMS agencies, and it takes community support to allow us to properly treat residents so far from local hospitals.

The support from residents when we see them out in the public is really encouraging. Thank you for your past support and please continue to support us in the future.

Tom Watkins, Paramedic

Having the opportunity to help people in critical situations and make a positive impact on their lives is my favorite part of the job.

The paramedics at Medic One are some of the best in the state. The tools, knowledge, and expertise within this agency truly make a difference in the care provided.

Thank you for your support. Please consider getting CPR and First Aid training so you can provide immediate help when needed.

Medic One is a service of Kittitas County Public Hospital District #2



# National EMS Week

Thank you for all you do  
to keep our communities  
healthy and safe!  
- Your friends at KVH

**Why choose us?**

Our clinic focuses on pre-employment services and the care and treatment of work-related injuries and illnesses. Our staff are current on all requirements for Occupational Safety and Health Administration (OSHA) and Department of Transportation (DOT) regulations. This enables us to provide the best treatment, perform all required examinations, and work with you to keep your businesses running smoothly and your employees safe and healthy on the job.

**CDL Testing  
L&I Case Management**


**We also offer:**

Pre-employment services including pre-placement exams, drug screening, immunizations, audiometry, spirometry and physical capacity examinations

Blood borne exposure, breath alcohol testing, CAOHC certified hearing tests, CDL exams, firefighter / police exams, fit-for-duty and return-to-work exams

HAZWOPER, OSHA compliant mask fit testing, respirator clearance evaluations, tuberculosis testing

Treatment for on-the-job injuries or illnesses, such as muscle strains and other overexertion injuries, slips and trips, falling from heights, reaction injuries, falling object injuries, vehicle accidents, machine entanglement, repetitive motion injuries and job-violent acts



**KVH Workplace Health**

702 E. Mountain View Suite 2, Ellensburg

**509.933.8830**

Monday - Friday 7:30 a.m. - 5 p.m.



Please sign and fax back to: (509) 674-5571 \_\_\_\_\_

Approved as shown. \_\_\_\_\_ APPROVED BY

Approved with indicated changes. \_\_\_\_\_ DATE

**FULL**  
**Builders' Guide 2022**

**FULL PAGE AD**

Index Categories (First 2 Free):

- I. Workplace Health**
- 4-Line Enhanced Directory Listing (Included Free):

**KVH Workplace Health** .....XX  
 702 E. Mountain View, Ste. 2, Ellensburg  
 Call 509-933-8830  
 Open Monday-Friday, 7:30 a.m.-5:00 p.m.

NORTHERN KITTITAS COUNTY  
**TRIBUNE**  
 509-674-2511 • Cle Elum, WA

Fax: 509-674-5571  
 E-mail: [ads@nkctribune.com](mailto:ads@nkctribune.com)

AD SALES: **CASEY**  
 DESIGNER: **CASEY**

**SEE NEXT PAGE FOR BIO**



KVH Workplace Health focuses on pre-employment services and the care and treatment of work related injuries and illnesses. Our staff are well trained and current on all requirements for Occupational Safety and Health Administration, (OSHA), and the Department of Transportation, (DOT) regulations. This enables our clinic team to provide the best treatment, perform all regulatory examinations as required, and work with you to keep your businesses running smoothly and your employees safe and healthy on the job.

The Workplace Health Clinic is open Monday thru Friday from 7:30 a.m. to 5:00 p.m. Our phone number is 509-933-8830 and we are located at 702 E. Mountain View Suite 2, Ellensburg.

Services we offer include:

- Pre-employment services including; Pre-placement exams, drug screening, immunizations, audiometry, spirometry and physical capacity examinations.
- Blood borne exposure, breath alcohol testing, CAQHHC certified hearing tests, CDL exams, firefighter /police exams, fit-for-duty and return-to-work exams.
- HAZWOPER, OSHA compliant mask fit testing, respirator clearance evaluations, tuberculosis testing.
- Treatment for on-the-job injuries or illnesses. Common injuries include; Muscle strains and other overexertion injuries, slips and trips, falling from heights, reaction injuries, falling object injuries, vehicle accidents, machine entanglement, repetitive motion injuries and job violent acts.

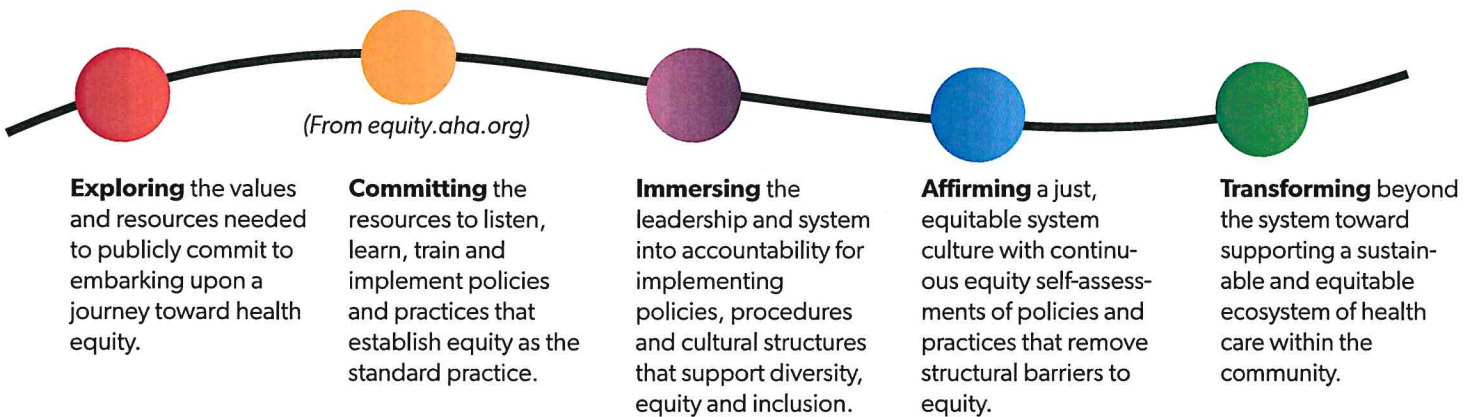
# Addressing Health Inequity

Health inequity is an undeniable cause of persistent health disparities across the U.S.

Marginalized populations, namely BIPOC (Black, Indigenous, and People of Color) communities, do not have equal access to high-quality education, housing, employment, healthcare, and other resources which lead to higher rates of health disparities. Many leaders are looking for support in addressing the inequities that live within health systems. For example, physicians and staff don't reflect the diversity of communities being served, there are gaps in understanding healthcare, and there are investment gaps in health systems serving under-resourced communities.

The American Hospital Association strives to promote better health among marginalized populations through a new Health Equity Roadmap. The roadmap guides healthcare executives, DEI (Diversity, Equity, Inclusion) champions, and community stakeholders in cultivating oppression-free health ecosystems. It aims to achieve impact by sharing their continuum roadmap, resources, and examples across six domains.

Hospitals and health systems can be in any of the following positions along the continuum.



Learn more at <https://ifdhe.aha.org/about-institute>.

At Kittitas Valley Healthcare, we address these issues as part of the Customer Experience in our strategic plan. Our strategies include:

- Fostering** diversity, equity, and inclusion in our workforce and care delivery systems
- Providing** excellent, personalized care
- Encouraging** communication and teamwork to improve the customer experience
- Promoting** health and well-being



## Want to nip your allergies in the bud?

Delegate lawn mowing, weed pulling, and other gardening chores that stir up allergens - or wear a pollen mask

Remove clothes you've worn outside and shower to rinse pollen from your skin and hair

Stay indoors on dry, windy days

Try an over-the-counter remedy

Keep indoor air clean

Don't hang laundry outside

Rinse your sinuses with saline

Still need relief? See your ENT & Allergy doctor for treatment options.

For more on dealing with seasonal allergies, see [mayoclinic.org](http://mayoclinic.org).

**KVH**  
Kittitas Valley Healthcare  
*Your Home for Health*

**Ahh, Spring.**



**Free Admission + Refreshments!**

Connect with local resources  
for an active, healthy lifestyle.



**KVH**

Kittitas Valley Healthcare  
*Your Home for Health*


**Wednesday, May 31 10 a.m. - 1 p.m.**

**Senior Health & Fitness Day**


**Mountain View Park**

South of Saint Andrews, at Willow St &  
Seattle Ave in Ellensburg

# National Volunteer Week April 16-22, 2023



POINTS OF LIGHT



**“VOLUNTEERS DO NOT  
NECESSARILY HAVE THE TIME;  
THEY JUST HAVE THE HEART.”**

— ELIZABETH ANDREW

GLOBAL VOLUNTEER MONTH

*We thank you!*