



**Kittitas County Public Hospital District No. 2
BOARD OF COMMISSIONERS' REGULAR MEETING**

**November 21, 2022 at 6:30 p.m.
Upper Kittitas County Medic One Ambulance Station 99
111 Pine Street, Cle Elum**

AGENDA

- I. Introductions**
- II. Approval of Agenda*** (1)
- III. Approval of Minutes***
 - a. October 17, 2022 (2-4)
- IV. Public Comments/Announcements/Correspondence**
- V. Reports:**
 - a. Operations Report (G. Scherer) (5-10)
 - b. Superintendent's Report (J. Petersen)
 - c. Ancillary Report (R. Holden) (11)
 - 1. Community Updates
 - d. Finance Report, Approval of Expenses* (S. Olander) (12-25)
 - 1. Dry Runs
 - e. Levy Updates (F. Rogalski, C. Youngblood & S. Olander)
- VI. Old Business**
- VII. New Business**
 - a. 2023 Budget Resolution – 11-21-22-05* (26)
 - b. Regular Resolution – EMS 11-21-22-03* (27)
 - c. Regular Resolution – M&O 11-21-22-04* (28)
 - d. Adoption of IAFF Local 4880 Contract*
 - e. Upcoming Meeting Dates:
 - 1. December 19, 2022, Board of Commissioners' Regular Meeting
- VIII. Executive Session**
 - a. Recess into Executive Session, Real Estate – RCW 42.30.110 (b)
 - b. Convene to Open Session
- IX. Adjournment**

Note: Upcoming Agenda Items

Key:

*Action Item



Kittitas County Public Hospital District #2

BOARD MEETING MINUTES

Meeting Date: Monday: October 17, 2022
Minutes of: Regular Meeting of the Board of Commissioners
Meeting Place: Medic One Ambulance Station, 111 Pine Street, Cle Elum, WA
Minutes Submitted By: Scott Olander, Treasurer

Call to Order:

Meeting: Call to Order – Call to order made by Commissioner Rogalski at 6:30 p.m.

Introductions:

Commissioners: Floyd Rogalski, Carrie Youngblood, Ingrid Vimont, Hartwig Vatheuer and Fred Benjamin. Superintendent: Julie Petersen; Treasurer: Scott Olander; Ancillary Operations: Rhonda Holden and EMS Manager: Geoff Scherer.

Approval of Agenda:

Action: A motion to approve the agenda was made by Commissioner Vatheuer and seconded by Commissioner Youngblood. Motion carried.

Approval of Minutes:

Action: A motion to approve the minutes of September 19, 2022 was made by Commissioner Benjamin and seconded by Commissioner Vatheuer. Motion Carried.

Action: A motion to approve the minutes of September 28, 2022 as amended was made by Commissioner Benjamin and seconded by Commissioner Youngblood. Motion Carried.

Operations Report:

The Commissioners reviewed the written operations report and operating statistics prepared by Geoff for September 2022. September transports were below budget by 4 transports. 2022 transports through September are at about the same level of 2021 transports though September. Geoff needs to purchase a power cot for the new Ford ambulance. The cot from the old ambulances cannot be modified to work in the new Ford ambulance. Price quote for the new power cot is \$36,132.43. There is some additional equipment that will be needed for the power cot.

Action: Commissioner Benjamin moved to authorize Geoff to purchase a new power cot and additional equipment for \$43,000. Commissioner Youngblood seconded the motion. Motion carried.

Geoff discussed the need for new cardiac monitors. Medic One currently has three cardiac monitors. The oldest monitor is 12 years old and the newest is 8 years old. Geoff will continue to investigate other options to upgrade the cardiac monitors.

Superintendent's Report:

The Commissioners reviewed and discussed Julie's written report. Julie discussed the initial meeting with IAFF 4880 to negotiate a new labor agreement. The District and IAFF believe that the existing agreement is fundamentally fair and clear and is a good starting point for contract negotiations. Julie would like to do a wage only reopener. The labor union needs to conduct a vote of their members to authorize a wages only reopener. Julie also discussed the open carry legislation that will impact the District.

There was follow-up discussion regarding the Joint District 2 and District 1 Board of Commissioners meeting on September 28, 2022.

Action: A motion was made to authorize administration to collaborate with Hospital District 1 to identify services and property to serve the strategic plans of Hospital Districts 1 and 2 was made by Commissioner Vatheuer and seconded by Commissioner Youngblood. Motion carried.

Ancillary Report:

The commissioners reviewed and discussed the written ancillary report. Rhonda also provided a letter dated October 10, 2022 sent to Jeff Ding, a Planner with EA Engineering, in response to his request for updated information about Kittitas County Public Hospital District 1 and District 2. The letter discussed the impact of the 47 Degrees North Project on District 1 and District 2 operations. Rhonda asked if the District wanted to support a flu vaccination clinic as has been done in previous years.

Action: Commissioner Benjamin moved that the District spend \$2,000 for an upper Kittitas County flu vaccine clinic. Commissioner Vimont second the motion. Motion carried.

Finance Report:

The financial statements for September 2022 were reviewed and discussed by the Commissioners. The review included a review of actual versus budgeted revenue and expense variances. Medic One did 66 transports in September, 4 transports below the September budget. September transport revenue exceeded budget by \$1,146 because the average charge per transport exceeded budget by \$152 per transport. YTD transport revenue exceeds budget by \$65,758. September contractual adjustments were below budget by \$4,952. September expenses were below budget by \$13,794. Benefit expenses were below budget by \$20,897 because an extra benefit payment related to September was posted in August. YTD benefits are correct. YTD expenses are \$25,483 below budget. Medic One recorded Net Income of \$10,182 for the month of September. YTD the District has a positive Net Income of \$92,480; and a positive budget variance of \$104,981.

Geoff and Scott discussed a water leak in the pipe that provides water to the old ambulance station. The District's water usage is estimate to be \$200 per month greater than it should be due to the leaking water pipe. Geoff has a quote from Belsaas & Smith for \$34,790 excluding sales tax to complete the repair. Belsaas & Smith is on the District's small works roster.

Action: A motion to authorize Geoff to contract with Belsaas & Smith to repair the leaking water pipe was made by Commissioner Rogalski and seconded by Commissioner Benjamin. Motion carried.

Action: A motion to approve the warrants for September was made by Commissioner Youngblood and seconded by Commissioner Vatheuer. Motion Carried.

Levy Update:

Commissioner Rogalski provided an update of the levy committee activities. Signs supporting the levy are up, mailers supporting the levy have been sent, Commissioner Rogalski and levy committee member Louie Osmonovich met with a reporter from the Northern Kittitas County Tribune to educate the reporter about the need for the levy increase. Other members of the levy committee have meetings scheduled with community service organizations to educate about the levy. Feedback from the community about the levy has been positive.

Executive Session:

There was no executive session.

Announcements:

The next regular meeting date: November 21, 2022 at 6:30 pm in the UKC Medic One Ambulance Station located at 111 Pine Street, Cle Elum, WA.

There being no further business the regular meeting was adjourned at 7:34 pm by Commissioner Rogalski.

Operation's Manager Report – October 2022

	October 2022	October 2021
Calls for Service	129	124
Patient Count	116	95
Patient Transports	69	74
Patient Refusals	21	14
Year to Date Transports	710	713
Station #73 Transports	36	
Station # 99 Transports	33	
Passed Calls	0	

PERSONNEL

The Agency hired 1 per-diem EMT, Corrie from Roslyn and we have another from D7 that is in the process.

APPARATUS

Apparatus have been running well, new tires for the front of medic 9 and the old one rotated to the back. Ordered new tires for medic 8. Matt McCabe has taken responsibility for keeping track of fleet maintenance.

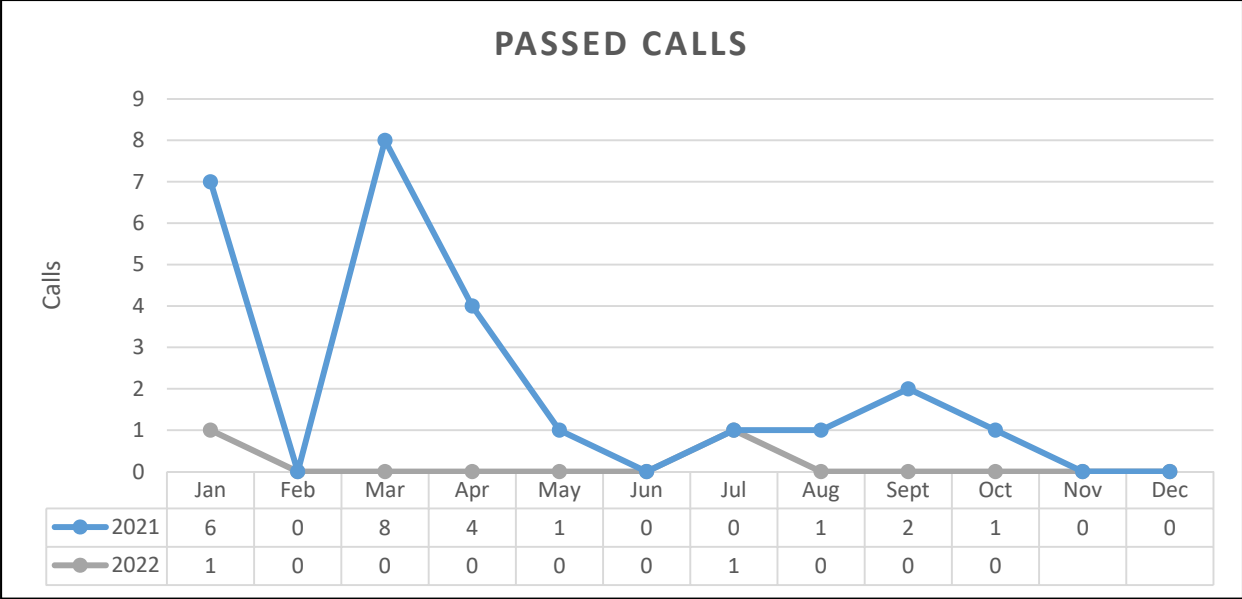
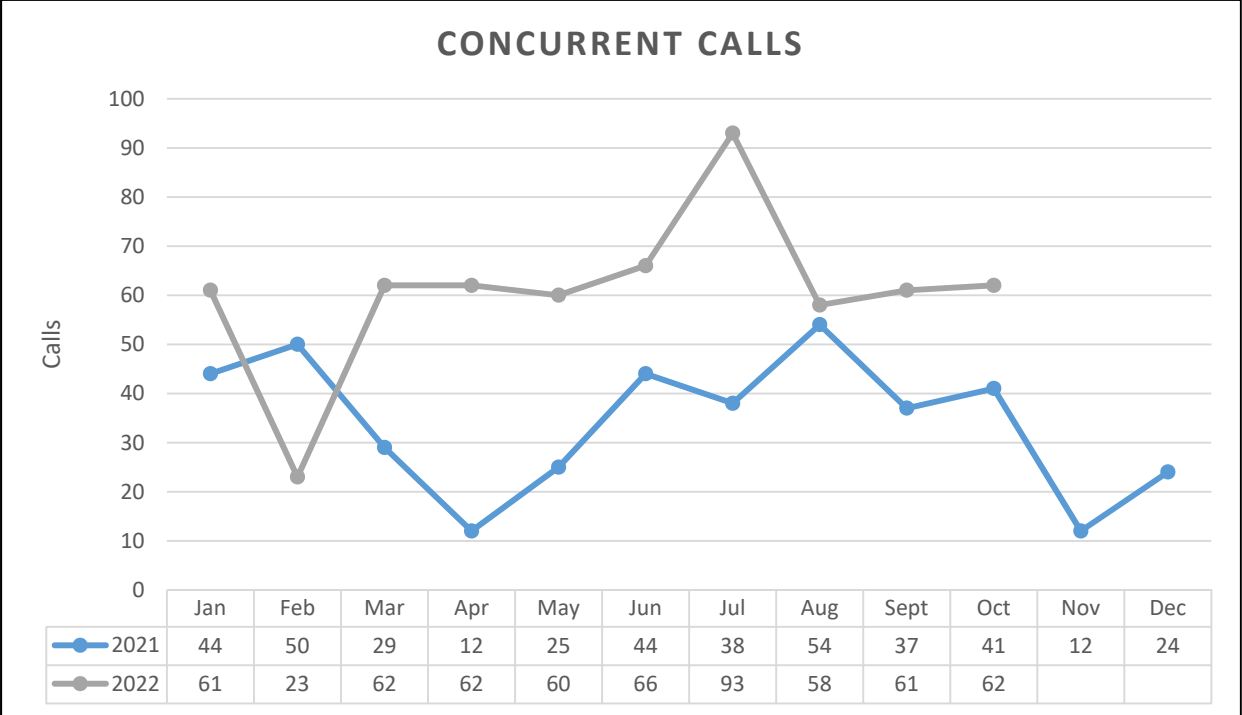
Year	Unit	Beg ODO	End ODO	Miles	Location	Comments
2022	M10	288	689	0	Station 99	OOS
2021	M9	24,704	28,296	3,592	Station 93	1 st Out
2019	M8	78,066	80,930	2,864	Station 99	1 st Out
2016	M6	140,762	140,762	0	Station 99	Backup
2016	M5	150,280	150,436	156	Station 99	Backup
Total Miles				6,594		

MISCELLANEOUS

- M10 Power Cot ordered and will arrive Jan/Feb 2023.
- I am working with SPFR on winter operation options with the change in I-90 traffic flow and the upcoming ski season.
- All of the cardiac monitors have had their annual service, the new model of life pack is ready for hospital use but still waiting FDA approval for use on an ambulance.
- Overlapping calls:

2021	Jan	Feb	Mar	Apr	May	Jun	Jul	Aug	Sept	Oct	Nov	Dec
Percent	29.9%	41.7%	24.8%	12.4%	20.5%	30.9%	25.2%	35%	26.8%	33.6%	12.1%	18%
Calls	44	50	29	12	25	44	38	54	37	41	12	24

2022	Jan	Feb	Mar	Apr	May	Jun	Jul	Aug	Sept	Oct	Nov	Dec
Percent	34.86%	38%	47%	44%	51%	54%	37%	45%	47%	48%		
Calls	61	23	54	48	64	78	54	58	55	62		



Kittitas County Hospital District #2

Patient Transport Count per Destination - 2022

Hospital	YTD	October	November	December
Central Washington Hospital	6	1		
Harborview	33	1		
KVH	529	50		
Snoqualmie Valley Hospital	21	3		
Swedish Issaquah	50	3		
Virginia Mason	6	1		
Yakima Regional	0			
Yakima Memorial	17	1		
Childrens	5	1		
University of Washington	1	0		
Other	26	6		
Overlake	14	2		

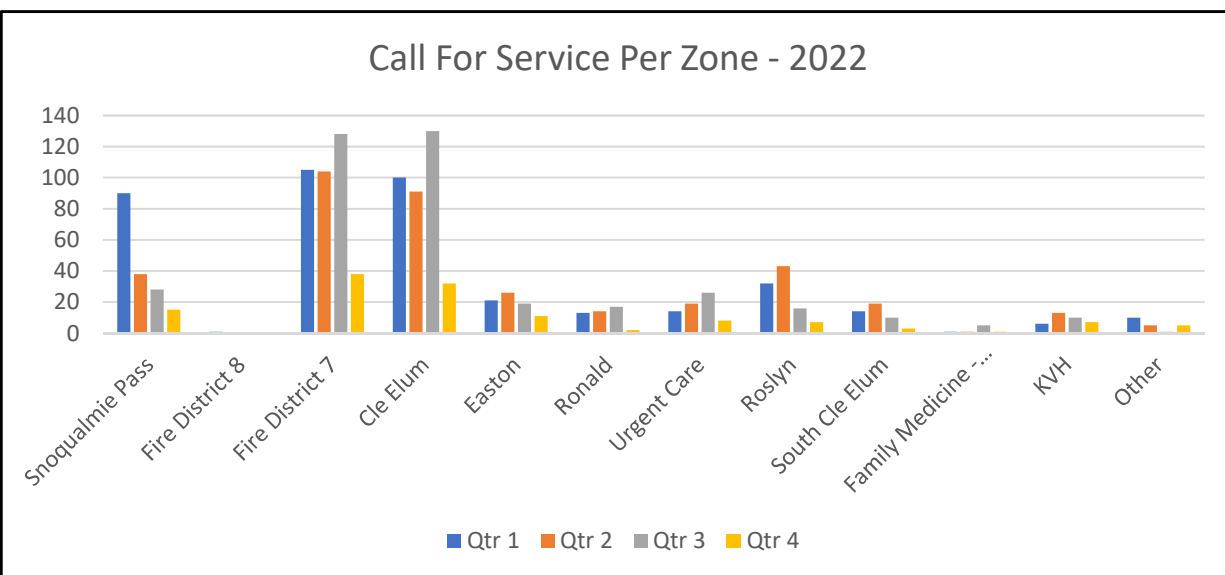
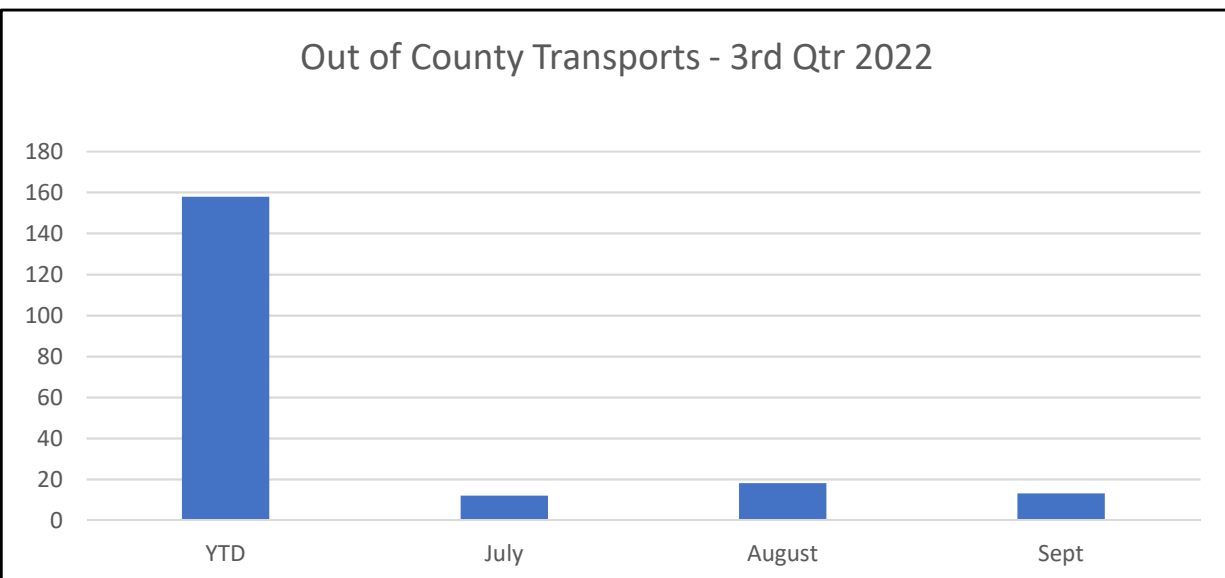
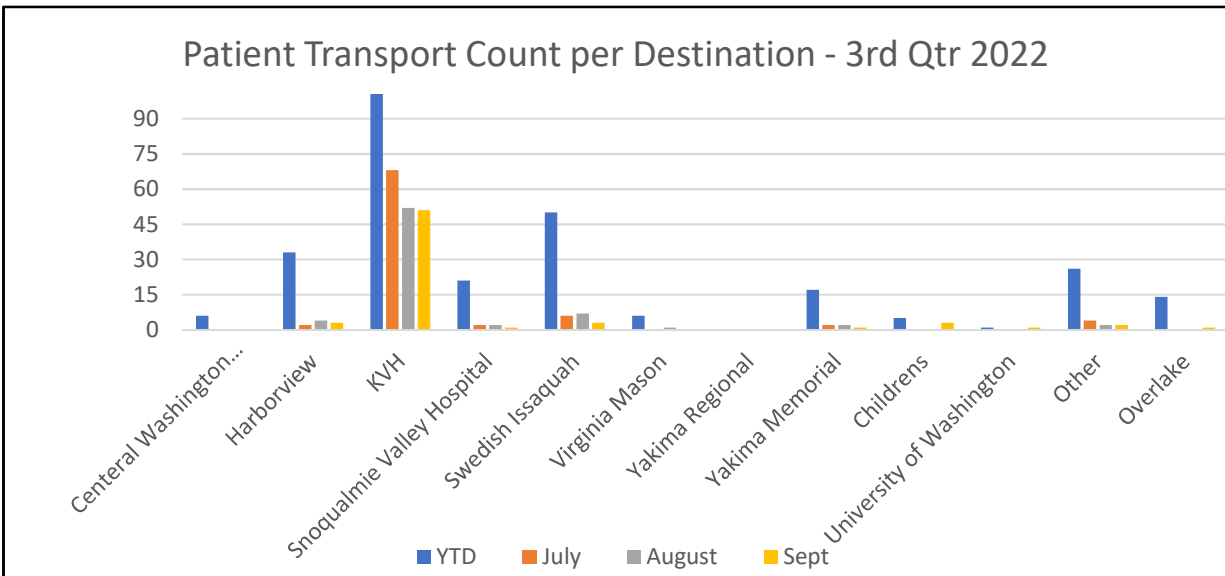
	YTD	October	November	December
Out of County Transports	158	14		

Call For Service Per Zone

Zone	YTD	October	November	December
Snoqualmie Pass	171	15		
Fire District 8	1	0		
Fire District 7	375	38		
Cle Elum	353	32		
Easton	77	11		
Ronald	46	2		
Urgent Care	67	8		
Roslyn	98	7		
South Cle Elum	46	3		
Family Medicine - Cle Elum	8	1		
KVH	36	7		
Other	21	5		

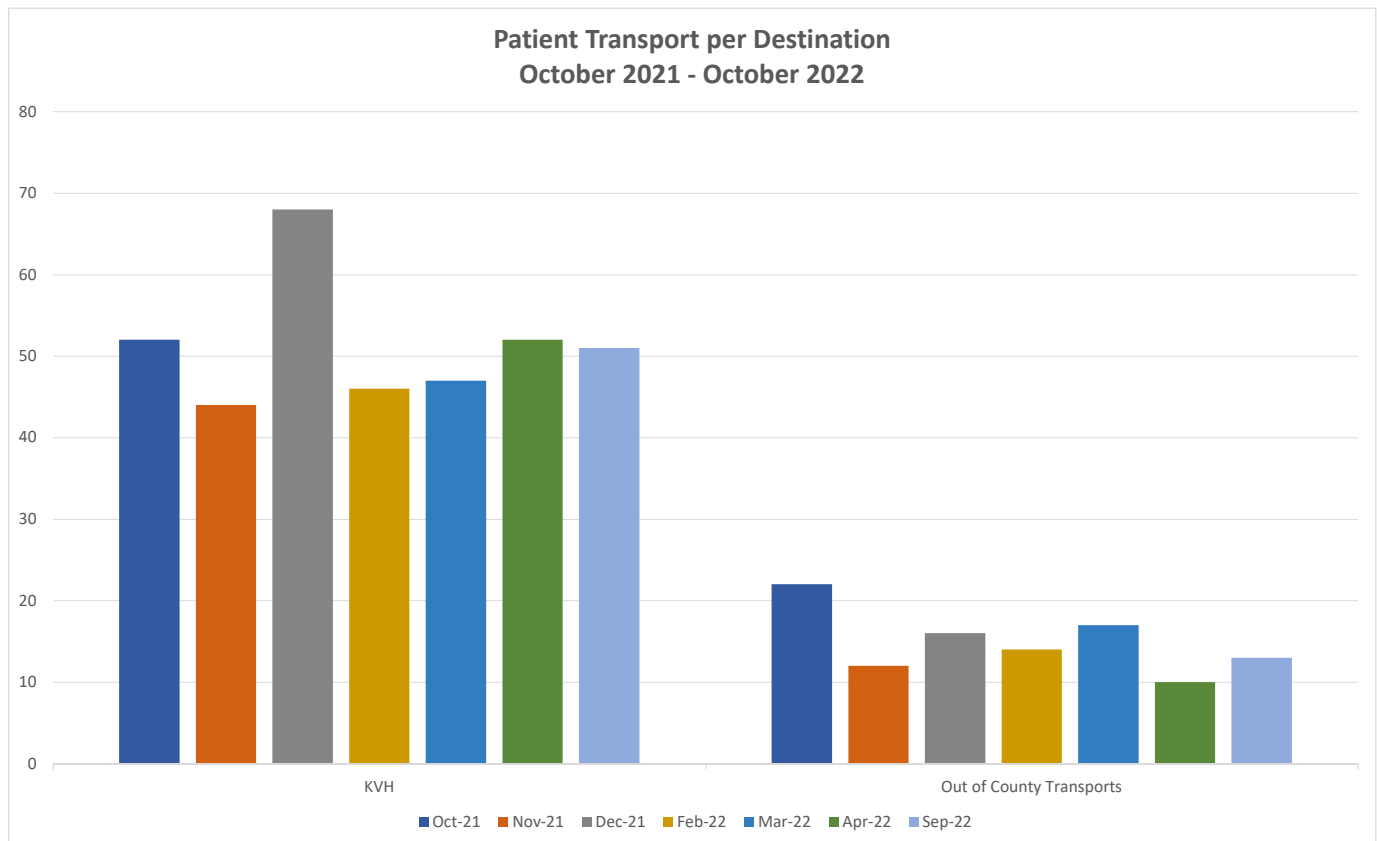
Zone	YTD	Qtr 1	Qtr 2	Qtr 3	Qtr 4
Snoqualmie Pass	171	90	38	28	15
Fire District 8	1	1	0	0	0
Fire District 7	375	105	104	128	38
Cle Elum	353	100	91	130	32
Easton	77	21	26	19	11
Ronald	46	13	14	17	2
Urgent Care	67	14	19	26	8
Roslyn	98	32	43	16	7
South Cle Elum	46	14	19	10	3
Family Medicine - Cle Elum	8	1	1	5	1
KVH	36	6	13	10	7
Other	21	10	5	1	5

Comments:



Patient Transport per Destination

Hospital	Oct-21	Nov-21	Dec-21	Jan-22	Feb-22	Mar-22	Apr-22	May-22	Jun-22	Jul-22	Aug-22	Sep-22	Oct-22
Central Washington Hospital	0	0	0	1	0	1	0	3	1	0	0	0	1
Harborview	6	1	2	5	5	4	2	3	4	2	4	3	1
Snoqualmie Valley Hospital	2	0	2	3	3	3	0	1	3	2	2	1	3
Swedish Issaquah	6	5	6	3	4	4	4	7	6	6	7	3	3
Virginia Mason	2	2	0	1	0	0	1	1	1	0	1	0	1
Yakima Regional	3	0	0	0	0	0	0	0	0	0	0	0	0
Yakima Memorial	3	1	2	1	1	2	1	3	3	2	2	1	1
Children's	1	0	0	1	0	0	0	0	0	0	0	3	1
University of Washington	0	2	0	0	0	0	0	0	0	0	0	1	0
Other	0	1	4	0	0	0	3	4	4	4	2	2	6
Overlake	2	0	0	4	1	3	2	0	1	0	0	1	2
KVH	52	44	68	59	46	47	52	44	60	68	52	51	50
Out of County Transports	22	12	16	19	14	17	10	19	21	12	18	13	14

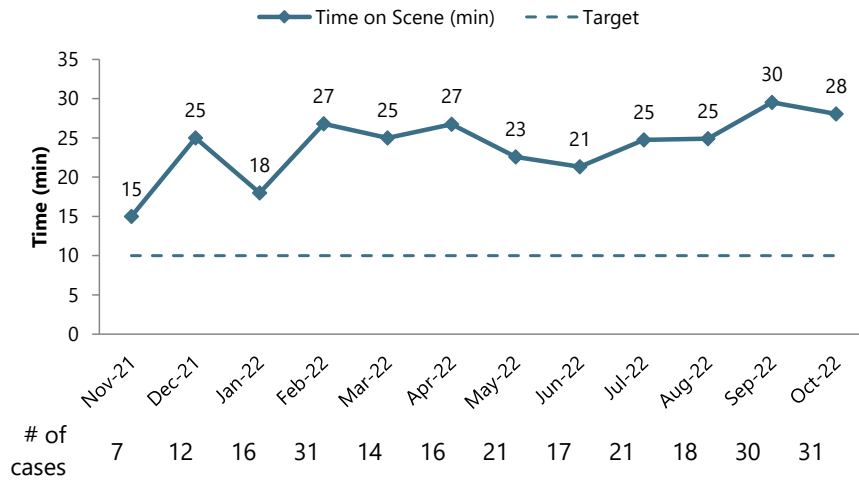


Kittitas County Public Hospital District No. 2

Quality Metrics

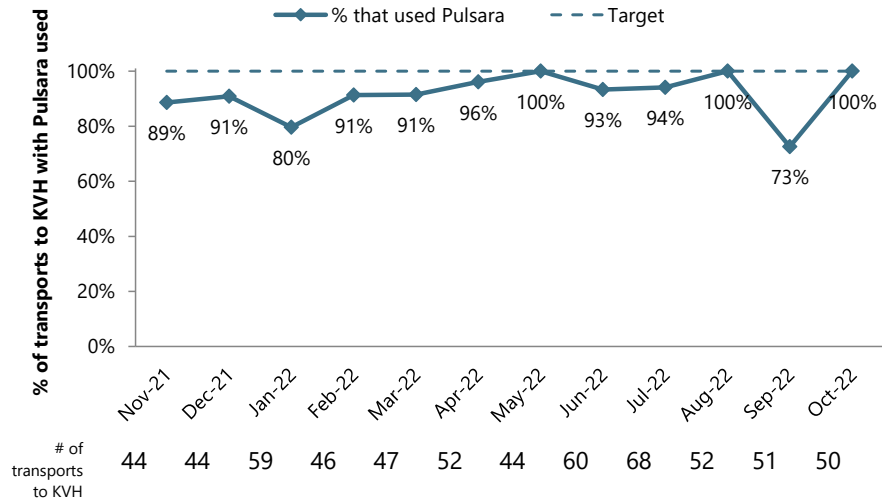
Time on Scene

for trauma patients



Pulsara Used

for patients transported to KVH



Ancillary Services report to Hospital District #2 Board of Commissioners November 2022

Ancillary Service Operation Report:

Joint Strategic Planning

Dr. Thomas, Stephanie Walker, Stacy Olea and I met with KDA for preliminary discussions on the expansion of FMC. I am hopeful to have a high level drawing to present at the Board meeting on November 21. We have a formal offer on a piece of property near the FMC campus and should also have an update at the Board meeting.

47 Degrees North

EA Engineering & Technology sent a letter to KVH stating that they wouldn't be able to incorporate much of the information that we shared with them into the SEPA Environmental Review for the City of Cle Elum. In response, our attorney Jamie Carmody sent a letter to Richard Weinman (SEPA Engineer), the City of Cle Elum and the City of Cle Elum planning commission, copying members of both hospital district's Board of Commissioners. Richard Weinman has since reached out stating that they would be using the information and asking for additional information on the impact of RV resorts on our services.

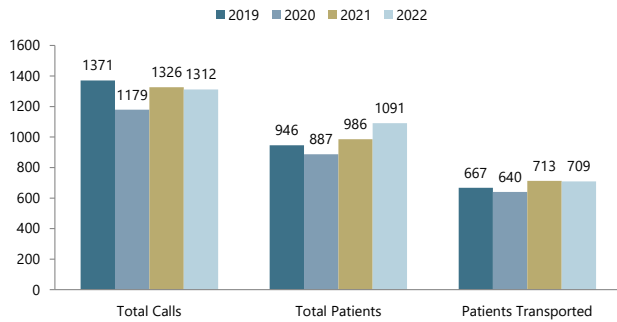
Rehab Services

One of our Cle Elum PT's did not return from FMLA so we are very tight on therapy appointments, booking into January. NW PT is booking in to January and Tamarak PT in Cle Elum has a 4 month-12 month wait list. We are continuing to prioritize post-operative patients and have interviewed a therapist that can start December 5th, working three ten hour shifts per week.

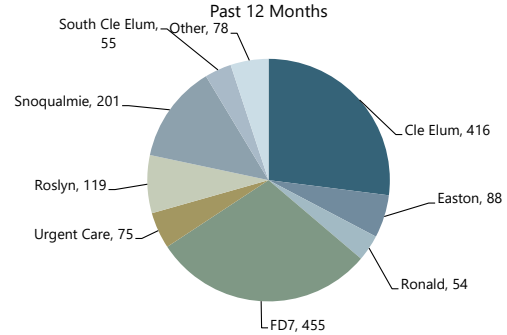
Respectfully submitted by Rhonda Holden, MSN, CENP

Kittitas County Public Hospital District No. 2

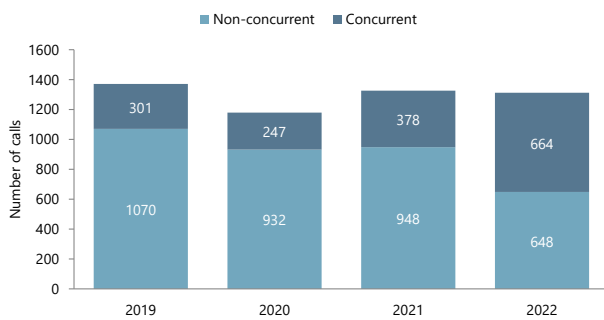
Volumes, YTD



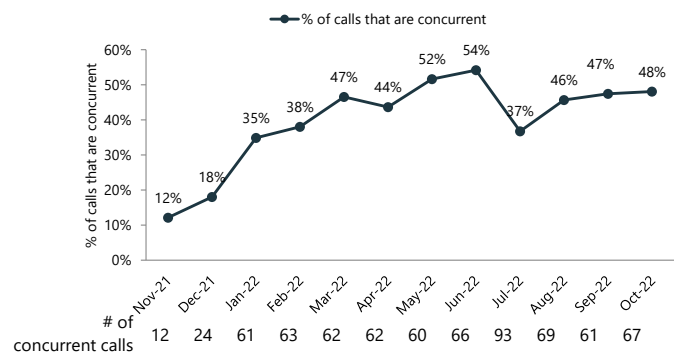
Calls by Zone



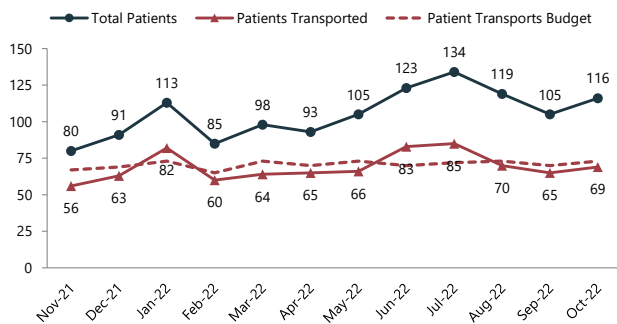
Concurrent Calls, YTD



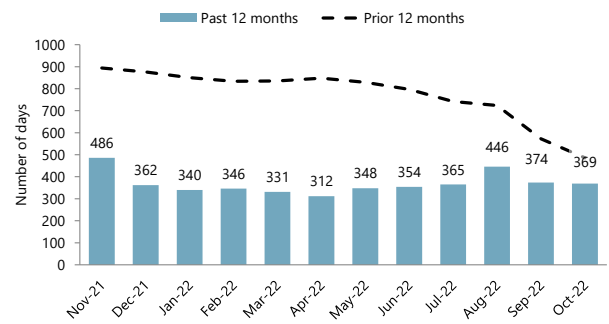
Concurrent Calls



Patients and Transports



Days Cash on Hand



Kittitas County Public Hospital District No. 2

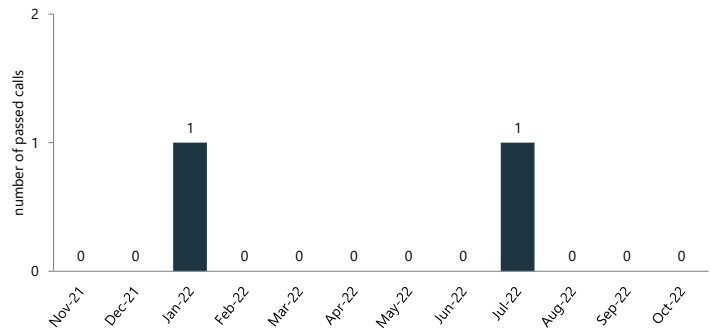
Turnout Time - Dispatch to Enroute

11/1/2021 to 10/31/2022

Apparatus	Responses	Turnout Time
A511 (CEFD)	0	
<i>CEFD Overall</i>	<i>0</i>	
A731 (FD7)	1	3:07
<i>FD7 Overall</i>	<i>1</i>	<i>3:07</i>
M931(HD2)	597	4:45
M932 (HD2)	1	2:33
M991 (HD2)	697	2:52
M992 (HD2)	12	1:34
<i>HD2 Overall</i>	<i>1307</i>	<i>3:43</i>

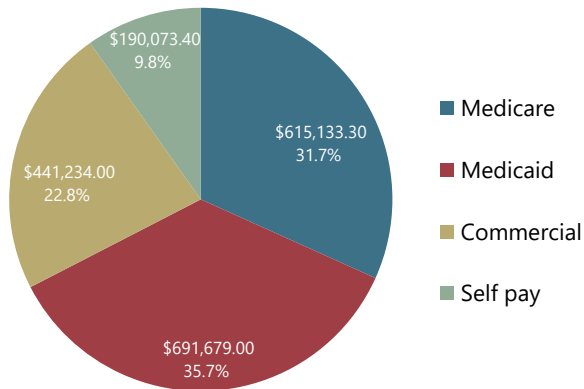
Passed Calls

■ Number of passed calls



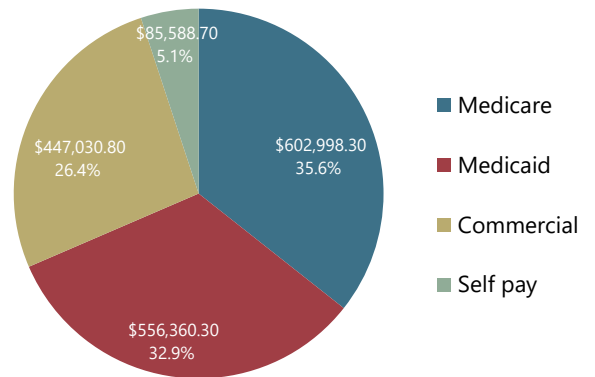
Payor Mix by Charges

7/1/2021 to 6/30/2022



Payor Mix by Charges

7/1/2020 to 6/30/2021



Kittitas County Hospital Dist 2
Statement of Revenue and Expense

MEDICAL BILLABLE RUNS	68	73	(5)	710	712	(2)	712
AVERAGE CHARGE PER RUN	2,459	2,195	264	2,315	2,207	108	2,114
	Current Month			Year to Date			Prior
	Actual	Budget	Variance	Actual	Budget	Variance	YTD
INTEREST INCOME	102	15	87	(24,757)	145	(24,902)	(2,717)
RENTAL INCOME	25,209	25,209	(0)	252,587	252,086	501	237,189
OTHER OPERATING REVENUE	457	1,228	(771)	17,636	12,287	5,349	3,557
AMBULANCE REVENUE	167,242	160,222	7,020	1,643,989	1,571,211	72,778	1,505,400
TOTAL REVENUE	193,010	186,674	6,336	1,889,454	1,835,729	53,725	1,743,428
CONTRACTUAL ADJUSTMENTS	59,705	62,417	(2,712)	565,909	612,085	(46,176)	575,458
BAD DEBT	11,556	7,729	3,827	98,519	75,791	22,728	84,632
CHARITY CARE	0	346	(346)	1,476	3,458	(1,982)	3,098
DEDUCTIONS FROM REVENUE	71,262	70,492	770	665,905	691,334	(25,429)	663,188
NET OPERATING REVENUE	121,748	116,182	5,566	1,223,549	1,144,395	79,154	1,080,241
SALARIES AND WAGES	96,483	109,152	(12,669)	1,067,961	1,070,432	(2,471)	983,992
EMPLOYEE BENEFITS	33,724	36,900	(3,176)	329,963	365,990	(36,027)	327,514
PROFESSIONAL FEES	5,189	1,833	3,356	19,605	18,334	1,271	12,536
SUPPLIES	22,094	8,459	13,635	122,901	83,808	39,094	110,068
UTILITIES	2,430	2,824	(394)	39,230	28,246	10,983	25,613
PURCHASED SERVICES	24,228	22,870	1,358	242,707	232,827	9,880	224,017
CEUCC SUBSIDY EXPENSE	16,253	16,253	0	162,533	162,533	(1)	159,346
DEPRECIATION	85,932	39,443	46,489	409,147	394,434	14,713	242,189
INSURANCE	3,128	5,016	(1,888)	29,909	50,158	(20,249)	32,309
LICENSES AND TAXES	(28)	1,277	(1,305)	10,709	12,767	(2,058)	12,356
INTEREST EXPENSE	9,982	9,983	(1)	99,825	99,824	1	108,093
TRAVEL AND EDUCATION	68	573	(506)	7,376	5,728	1,648	19,331
OTHER DIRECT EXPENSES	289	698	(409)	9,192	6,969	2,223	7,488
EXPENSES	299,770	255,281	44,489	2,551,057	2,532,050	19,007	2,264,851
OPERATING INCOME (LOSS)	(178,022)	(139,099)	(38,923)	(1,327,508)	(1,387,655)	60,147	(1,184,610)
TAX LEVY INCOME	136,613	137,340	(727)	1,377,720	1,373,395	4,325	1,316,844
GAIN LOSS ASSET DISPOSITION	0	0	0	0	0	0	0
NON OPERATING OTHER INCOME OR EXPENS	0	0	0	859	0	859	0
INTERGOVERNMENTAL REV OR EXP	0	0	0	0	0	0	0
NON-OPERATING BOND ISSUE COST	0	0	0	0	0	0	0
NET INCOME (LOSS)	(41,409)	(1,759)	(39,650)	51,071	(14,260)	65,331	132,234
DAYS CASH ON HAND	369.0						
AR DAYS	89.1						
CURRENT RATIO	6.02						

Kittitas County Hospital Dist 2
Statement of Revenue and Expense

MEDICAL BILLABLE RUNS	68	73	(5)	710	712	(2)	712
AVERAGE CHARGE PER RUN	2,459	2,195	264	2,315	2,207	108	2,114
	Current Month			Year to Date			Prior
	Actual	Budget	Variance	Actual	Budget	Variance	YTD
INTEREST INCOME	0	0	0	0	0	0	0
RENTAL INCOME	0	0	0	0	0	0	0
OTHER OPERATING REVENUE	457	1,228	(771)	17,636	12,287	5,349	3,557
AMBULANCE REVENUE	167,242	160,222	7,020	1,643,989	1,571,211	72,778	1,505,400
TOTAL REVENUE	167,699	161,450	6,249	1,661,625	1,583,498	78,127	1,508,957
CONTRACTUAL ADJUSTMENTS	59,705	62,417	(2,712)	565,909	612,085	(46,176)	575,458
BAD DEBT	11,556	7,729	3,827	98,519	75,791	22,728	84,632
CHARITY CARE	0	346	(346)	1,476	3,458	(1,982)	3,098
DEDUCTIONS FROM REVENUE	71,262	70,492	770	665,905	691,334	(25,429)	663,188
NET OPERATING REVENUE	96,437	90,958	5,479	995,720	892,164	103,556	845,769
SALARIES AND WAGES	95,641	108,946	(13,305)	1,064,304	1,068,369	(4,066)	981,341
EMPLOYEE BENEFITS	33,640	36,884	(3,244)	329,379	365,833	(36,454)	327,307
PROFESSIONAL FEES	0	0	0	0	0	0	0
SUPPLIES	22,094	8,456	13,638	108,353	83,776	24,577	110,044
UTILITIES	1,203	2,384	(1,181)	32,673	23,843	8,830	19,867
PURCHASED SERVICES	13,381	12,771	610	118,070	127,715	(9,646)	128,570
CEUCC SUBSIDY EXPENSE	0	0	0	0	0	0	0
DEPRECIATION	10,464	14,433	(3,969)	88,158	144,334	(56,176)	105,122
INSURANCE	866	1,516	(650)	8,830	15,158	(6,328)	7,535
LICENSES AND TAXES	752	1,277	(525)	10,685	12,767	(2,082)	12,356
INTEREST EXPENSE	0	0	0	0	0	0	0
TRAVEL AND EDUCATION	103	573	(471)	7,376	5,728	1,648	19,331
OTHER DIRECT EXPENSES	0	135	(135)	860	1,345	(485)	2,099
EXPENSES	178,143	187,375	(9,232)	1,768,688	1,848,870	(80,182)	1,713,571
OPERATING INCOME (LOSS)	(81,706)	(96,417)	14,711	(772,968)	(956,706)	183,738	(867,802)
TAX LEVY INCOME	66,154	66,357	(203)	663,559	663,566	(7)	632,966
GAIN LOSS ASSET DISPOSITION	0	0	0	0	0	0	0
NON OPERATING OTHER INCOME OR EXPENS	0	0	0	0	0	0	0
INTERGOVERNMENTAL REV OR EXP	0	0	0	0	0	0	0
NON-OPERATING BOND ISSUE COST	0	0	0	0	0	0	0
NET INCOME (LOSS)	(15,552)	(30,060)	14,508	(109,409)	(293,140)	183,730	(234,836)

Kittitas County Hospital Dist 2
Statement of Revenue and Expense

	Current Month			Year to Date			Prior
	Actual	Budget	Variance	Actual	Budget	Variance	YTD
INTEREST INCOME	102	15	87	(24,757)	145	(24,902)	(2,717)
RENTAL INCOME	25,209	25,209	(0)	252,587	252,086	501	237,189
OTHER OPERATING REVENUE	0	0	0	0	0	0	0
AMBULANCE REVENUE	0	0	0	0	0	0	0
TOTAL REVENUE	25,311	25,224	87	227,829	252,231	(24,402)	234,471
CONTRACTUAL ADJUSTMENTS	0	0	0	0	0	0	0
BAD DEBT	0	0	0	0	0	0	0
CHARITY CARE	0	0	0	0	0	0	0
DEDUCTIONS FROM REVENUE	0	0	0	0	0	0	0
NET OPERATING REVENUE	25,311	25,224	87	227,829	252,231	(24,402)	234,471
SALARIES AND WAGES	841	206	635	3,657	2,063	1,594	2,651
EMPLOYEE BENEFITS	84	16	68	585	157	427	207
PROFESSIONAL FEES	5,189	1,833	3,356	19,605	18,334	1,271	12,536
SUPPLIES	(0)	3	(3)	14,548	31	14,517	25
UTILITIES	1,227	440	787	6,556	4,403	2,153	5,746
PURCHASED SERVICES	10,847	10,099	748	124,637	105,111	19,526	95,446
CEUCC SUBSIDY EXPENSE	16,253	16,253	0	162,533	162,533	(1)	159,346
DEPRECIATION	75,468	25,010	50,458	320,989	250,100	70,889	137,068
INSURANCE	2,262	3,500	(1,238)	21,079	35,000	(13,921)	24,774
LICENSES AND TAXES	(780)	0	(780)	25	0	25	0
INTEREST EXPENSE	9,982	9,983	(1)	99,825	99,824	1	108,093
TRAVEL AND EDUCATION	(35)	0	(35)	0	0	0	0
OTHER DIRECT EXPENSES	289	563	(274)	8,332	5,624	2,708	5,389
EXPENSES	121,627	67,906	53,721	782,369	683,181	99,189	551,280
OPERATING INCOME (LOSS)	(96,316)	(42,682)	(53,634)	(554,540)	(430,949)	(123,590)	(316,808)
TAX LEVY INCOME	70,460	70,983	(523)	714,162	709,829	4,333	683,878
GAIN LOSS ASSET DISPOSITION	0	0	0	0	0	0	0
NON OPERATING OTHER INCOME OR EXPENS	0	0	0	859	0	859	0
INTERGOVERNMENTAL REV OR EXP	0	0	0	0	0	0	0
NON-OPERATING BOND ISSUE COST	0	0	0	0	0	0	0
NET INCOME (LOSS)	(25,857)	28,301	(54,158)	160,480	278,880	(118,399)	367,070
DAYS CASH ON HAND	369.0						
AR DAYS	89.1						
CURRENT RATIO	6.02						

Kittitas County Hospital Dist 2

Balance Sheet

	<u>Year to Date</u>	<u>Prior Year End</u>	<u>Change</u>
CASH	2,658,389	2,460,034	198,354
ACCOUNTS RECEIVABLE	260,365	1,219,832	(959,467)
TAXES RECEIVABLE	630,945	31,012	599,933
PREPAIDS	29,425	9,225	20,200
INVESTMENTS	266,015	292,559	(26,544)
CURRENT ASSETS	3,845,139	4,012,663	(167,524)
LAND	843,524	843,524	0
PROPERTY, PLANT,& EQUIPMENT	10,657,272	10,157,637	499,635
ACCUMULATED DEPRECIATION	(4,147,825)	(3,738,678)	(409,147)
NON CURRENT ASSETS	7,352,971	7,262,483	90,488
NET PENSION ASSET	1,537,281	1,537,281	0
DEFERRED OUTFLOWS	112,844	112,844	0
ASSETS	12,848,235	12,925,271	(77,035)
ACCOUNTS PAYABLE	41,914	257,370	(215,456)
INTEREST PAYABLE	48,512	10,263	38,249
ACCRUED PAYROLL	27,038	44,139	(17,101)
ACCRUED BENEFITS	59,848	91,679	(31,832)
CEUCC SUBSIDY PAYABLE	162,533	191,215	(28,683)
CURRENT PORTION REVENUE BOND - LTGO	298,445	298,445	0
CURRENT LIABILITIES	638,289	893,111	(254,823)
LONG TERM REVENUE BOND - LTGO	3,175,663	3,323,628	(147,965)
NET PENSION LIABILITY	5,728	5,728	0
DEFERRED INFLOWS - PENSION	1,207,778	1,207,778	0
DEFERRED INFLOWS - LEVY	274,681	0	274,681
NONCURRENT LIABILITIES	4,663,850	4,537,134	126,716
LIABILITIES	5,302,139	5,430,245	(128,107)
NET INCOME (LOSS)	51,071	0	51,071
UNRESTRICTED FUND BALANCE	7,495,025	7,495,025	0
FUND BALANCE	7,546,097	7,495,025	51,071
TOTAL LIABILITIES AND NET POSITION	12,848,235	12,925,271	(77,035)

Kittitas County Hospital Dist 2

Statement of Cash Flows

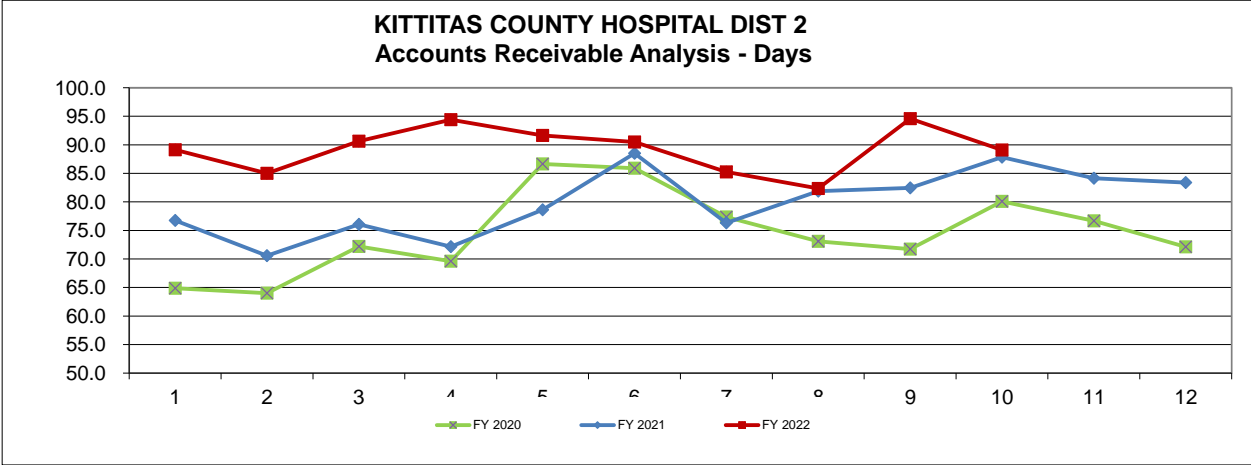
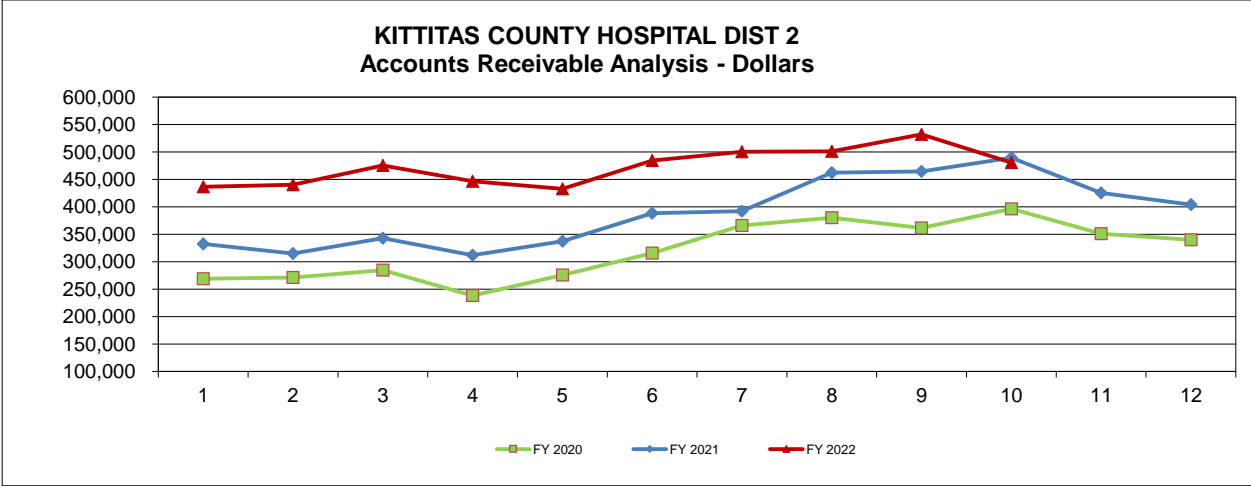
	<u>CASH</u>
NET BOOK INCOME	51,071
ADD BACK NON-CASH EXPENSE	
DEPRECIATION	409,147
NET CASH FROM OPERATIONS	460,218
CHANGE IN CURRENT ASSETS	
PATIENT ACCOUNTS AND OTHER RECEIVABLES	959,467
PROPERTY TAX RECEIVABLE	(599,933)
PREPAID EXPENSE	(20,200)
TOTAL CHANGE IN CURRENT ASSETS	339,334
PURCHASE OF PROPERTY, PLANT & EQUIPMENT	(499,635)
NET PENSION ASSET	0
DEFERRED OUTFLOWS	0
INCREASE IN INVESTMENTS	26,544
PROCEEDS FROM SALE/MATURITY OF INVESTMENTS	
TOTAL CHANGE IN ASSETS	(133,757)
CHANGES IN CURRENT LIABILITIES	
ACCOUNTS PAYABLE	(215,456)
INTEREST PAYABLE	38,249
ACCRUED PAYROLL	(17,101)
ACCRUED BENEFITS	(31,832)
CEUCC SUBSIDY PAYABLE	(28,683)
TOTAL CHANGE CURRENT LIABILITIES	(254,823)
PRINCIPLE PAYMENT ON REVENUE BOND	(147,965)
NET PENSION LIABILITY	0
DEFERRED INFLOWS OF RESOURCES	274,681
NET CHANGE IN CASH	198,354
BEGINNING CASH ON HAND	2,460,034
ENDING CASH ON HAND	2,658,389



KITTITAS COUNTY HOSPITAL DIST 2
Accounts Receivable Analysis

SYS DESIGN EMS

	Oct-22	Sep-22	Aug-22	Jul-22	Jun-22	May-22	Apr-22	Mar-22	Feb-22	Jan-22	Dec-21	Nov-21
A/R Dollars	480,632	532,130	501,313	500,356	484,393	432,815	446,662	\$ 475,314	\$ 440,429	436,550	404,006	425,335
A/R Days	89.1	94.6	82.4	85.2	90.5	91.6	94.4	90.6	85.0	89.1	83.4	84.1





KITTITAS COUNTY HOSPITAL DIST 2

BOARD MEETING October 2022 ACTIVITY

ACCOUNTS PAYABLE WARRANTS/ EFTS TO BE APPROVED

CHECK DATE:

# 1 WARRANT NUMBERS:	13271-13313	NET AMOUNT:	36,901.60	3-Oct-22
# 2 WARRANT NUMBERS:	13314-13323	NET AMOUNT:	13,510.72	17-Oct-22
# 3 WARRANT NUMBERS:	11324-11363	NET AMOUNT:	71,309.22	31-Oct-22
			<u>121,721.54</u>	

PAYROLL WARRANTS / EFTS TO BE APPROVED

PPE 10/08/2022	NET AMOUNT:	27,502.43	14-Oct-22
PPE 10/22/2022	NET AMOUNT:	28,947.89	28-Oct-22
		<u>56,450.32</u>	

TOTAL NET WARRANTS & EFT'S	178,171.86
---------------------------------------	-------------------

Kittitas County Hospital District #2
Detailed Statement of Accounts Payable Transactions
Month of October 2022



Account Class	Check No	Vendor	Amount
Balance Sheet	13271	AFLAC	428.99
	13282	DEPARTMENT OF RETIREMENT SYSTEMS	3,706.87
	13288	IAFF LOCAL 4880	1,223.00
	13296	KDA ARCHITECTURE INC	1,425.57
	13311	TW CLARK CONSTRUCTION, LLC	13,284.81
	13315	BROWN & BROWN OF WASHINGTON, INC.	100.58
	13319	DEPARTMENT OF LABOR & INDUSTRIES	4,451.70
	13320	DEPARTMENT OF RETIREMENT SYSTEMS	375.84
	13321	DEPARTMENT OF RETIREMENT SYSTEMS	3,258.94
	13330	DEPARTMENT OF RETIREMENT SYSTEMS	3,539.88
	13331	DEPARTMENT OF RETIREMENT SYSTEMS	863.18
	13335	EMPLOYMENT SECURITY DEPARTMENT	1,726.10
	13336	EMPLOYMENT SECURITY DEPARTMENT	1,021.92
Employee Benefits	13272	BRITTNEY SILVESTRI	30.00
	13272	BRITTNEY SILVESTRI	15.00
	13274	CAROL JACQUES	45.00
	13278	COLE GRAVEL	30.00
	13280	DAKODA FENTER	60.00
	13281	DAVE HOUSEBERG	15.00
	13282	DEPARTMENT OF RETIREMENT SYSTEMS	2,437.21
	13285	EMILY BLAKLEY	30.00
	13287	HARVEY SMITH	15.00
	13290	JAMES BRYAN	15.00
	13292	JASON BOITANO	15.00
	13292	JASON BOITANO	30.00
	13293	JEFF BEATY	75.00
	13293	JEFF BEATY	15.00
	13294	JIM SCHOEGGL	15.00
	13295	JOHN STORCH	15.00
	13298	KRISTEN KOSSOW	15.00
	13298	KRISTEN KOSSOW	30.00
	13300	MATT MCCABE	45.00
	13301	MATT SCHAUER	60.00
	13301	MATT SCHAUER	90.00
	13304	NATE HENDERSON	75.00
	13304	NATE HENDERSON	45.00
	13305	NATHAN HUBBARD	30.00
	13308	SONYA VRIVES	15.00
	13309	STEVE CHRISMAN	15.00
	13309	STEVE CHRISMAN	30.00
	13310	TOM WATKINS	45.00
	13310	TOM WATKINS	75.00
	13313	WA STATE COUNCIL OF FIREFIGHTERS	900.00

Professional Fees	13316 COLE GRAVEL	15.00
	13321 DEPARTMENT OF RETIREMENT SYSTEMS	2,030.01
	13330 DEPARTMENT OF RETIREMENT SYSTEMS	2,336.84
	13347 LEE HADDEN	725.00
	13356 SONYA VRAVES	450.00
	13359 STEVE CHRISMAN	66.25
	13362 VIMLY BENEFIT SOLUTIONS	17,587.00
	13322 MEYER, FLUEGGE & TENNEY INC. P.S.	550.00
	13333 DINGUS ZARECOR & ASSOC PLLC	4,000.00
	13351 MEYER, FLUEGGE & TENNEY INC. P.S.	608.00
Supplies	13357 STATE AUDITORS OFFICE	580.50
	13273 CARDINAL HEALTH 112, LLC	393.05
	13273 CARDINAL HEALTH 112, LLC	1,205.27
	13277 CLE ELUM HARDWARE & RENTAL	12.93
	13286 GALLS, LLC	59.25
	13286 GALLS, LLC	318.34
	13286 GALLS, LLC	123.87
	13291 JAMES OIL CO., INC.	1,012.00
	13299 LIFE ASSIST, INC.	62.78
	13299 LIFE ASSIST, INC.	1,700.01
	13299 LIFE ASSIST, INC.	232.07
	13299 LIFE ASSIST, INC.	1,728.47
	13312 U.S. BANK	756.58
	13314 AMAZON	37.18
	13314 AMAZON	53.08
	13314 AMAZON	11.78
	13314 AMAZON	23.63
	13314 AMAZON	34.02
	13314 AMAZON	(53.96)
	13314 AMAZON	38.54
	13314 AMAZON	14.00
	13314 AMAZON	29.02
	13314 AMAZON	281.00
	13325 CLE ELUM HARDWARE & RENTAL	2.50
	13325 CLE ELUM HARDWARE & RENTAL	21.61
	13326 CLE ELUM HARDWARE & RENTAL	37.80
	13329 DAY WIRELESS SYSTEMS	3,177.07
	13329 DAY WIRELESS SYSTEMS	6,002.81
	13337 GALLS, LLC	66.60
	13337 GALLS, LLC	130.80
	13337 GALLS, LLC	69.72
	13337 GALLS, LLC	172.51
	13339 GOOD TO GO	22.50
	13341 JAMES OIL CO., INC.	1,183.88
	13341 JAMES OIL CO., INC.	705.44
	13348 LIFE ASSIST, INC.	277.77
	13348 LIFE ASSIST, INC.	29.68
	13348 LIFE ASSIST, INC.	1,087.49
	13348 LIFE ASSIST, INC.	235.86
	13348 LIFE ASSIST, INC.	17.43

Utilities

13349 MATT MCCABE	247.31
13354 OXARC INC	90.96
13354 OXARC INC	278.90
13358 STATE DEPARTMENT OF TRANSPORTATION	1,910.02
13360 ULINE	812.46
13360 ULINE	769.69
13361 VERIZON	1,225.43
13275 CENTURYLINK	142.78
13284 DISH NETWORK	552.68
13297 KITTITAS COUNTY FIRE DISTRICT #7	200.00
13302 MCI	39.23
13303 MCI	39.23
13307 PUGET SOUND ENERGY	13.38
13307 PUGET SOUND ENERGY	31.79
13307 PUGET SOUND ENERGY	10.89
13307 PUGET SOUND ENERGY	763.02
13324 CITY OF CLE ELUM	524.04
13324 CITY OF CLE ELUM	113.27
13324 CITY OF CLE ELUM	399.27
13324 CITY OF CLE ELUM	245.53
13324 CITY OF CLE ELUM	319.96
13334 DISH NETWORK	105.64
13340 INLAND NETWORKS	80.41
13350 MCI	38.07
13355 PUGET SOUND ENERGY	569.06
13355 PUGET SOUND ENERGY	12.84
13355 PUGET SOUND ENERGY	31.86
13355 PUGET SOUND ENERGY	32.42
13355 PUGET SOUND ENERGY	10.89
13361 VERIZON	569.88

Purchased Services

13276 CITY OF CLE ELUM FIRE DEPARTMENT	200.00
13276 CITY OF CLE ELUM FIRE DEPARTMENT	200.00
13289 JACKSON HORSLEY	400.00
13289 JACKSON HORSLEY	400.00
13306 NORTHERN KITTITAS CO TRIBUNE	400.00
13306 NORTHERN KITTITAS CO TRIBUNE	320.00
13314 AMAZON	55.08
13314 AMAZON	92.21
13314 AMAZON	300.49
13318 DALE SCOTT OLANDER	35.00
13323 SYSTEMS DESIGN	1,701.72
13327 CROSSROAD GARAGE LLC	199.02
13328 DALE SCOTT OLANDER	35.00
13338 GEOFF SCHERER	30.00
13342 JOHNSON CONTROLS	648.60
13342 JOHNSON CONTROLS	1,061.00
13343 JULIE PETERSEN	70.00
13344 KITTITAS COUNTY FIRE DISTRICT #7	200.00
13344 KITTITAS COUNTY FIRE DISTRICT #7	200.00
13344 KITTITAS COUNTY FIRE DISTRICT #7	200.00

Licenses & Taxes Travel & Education Other Direct Expenses	13344 KITTITAS COUNTY FIRE DISTRICT #7	200.00
	13344 KITTITAS COUNTY FIRE DISTRICT #7	200.00
	13344 KITTITAS COUNTY FIRE DISTRICT #7	450.00
	13345 KITTITAS COUNTY FIRE PROTECTION DISTRICT 6	200.00
	13345 KITTITAS COUNTY FIRE PROTECTION DISTRICT 6	200.00
	13345 KITTITAS COUNTY FIRE PROTECTION DISTRICT 6	200.00
	13346 KITTITAS VALLEY HEALTHCARE	5,776.79
	13346 KITTITAS VALLEY HEALTHCARE	4,731.94
	13352 MICROSOFT	15.13
	13352 MICROSOFT	459.43
	13363 YAKIMA ADJUSTMENT SERVICE INC	94.50
	13283 DEPARTMENT OF REVENUE-EXCISE	1,061.67
	13332 DEPARTMENT OF REVENUE-EXCISE	751.51
	13338 GEOFF SCHERER	102.50
	13279 DAILY RECORD	75.86
	13306 NORTHERN KITTITAS CO TRIBUNE	50.00
	13317 DAILY RECORD	75.86
	13353 NORTHERN KITTITAS CO TRIBUNE	52.50
	13353 NORTHERN KITTITAS CO TRIBUNE	50.00
	13353 NORTHERN KITTITAS CO TRIBUNE	23.62
	13353 NORTHERN KITTITAS CO TRIBUNE	23.63
		<hr/>
		121,721.54

KITTITAS COUNTY PUBLIC HOSPITAL DISTRICT NO. 2

RESOLUTION NO. 11-21-22-05

A resolution adopting the budget for Kittitas County Public Hospital District No. 2 for the calendar year 2023.

WHEREAS the Board of Commissioners of Public Hospital District No. 2, Kittitas County, is responsible for adopting an appropriate operating budget for District for the year 2023;

THEREFORE, BE IT RESOLVED, by the Board of Commissioners of Public Hospital District No. 2, Kittitas County, to adopt the 2023 operating budget (Exhibit A).

APPROVED at an open budget-hearing meeting of the Board of Commissioners this 21st day of November, 2022.

President and Commissioner

Commissioner

Commissioner

Commissioner

Commissioner

Ordinance / Resolution No. 11-21-22-03
RCW 84.55.120

WHEREAS, the Board of Commissioners of Kittitas County Public has met and considered
(Governing body of the taxing district) Hospital Dist 2/EMS
(Name of the taxing district)
its budget for the calendar year 2023; and,

WHEREAS, the districts actual levy amount from the previous year was \$ 796,277.13; and,
(Previous year's levy amount)

WHEREAS, the population of this district is ☒ more than or ☐ less than 10,000; and now, therefore,
(Check one)

BE IT RESOLVED by the governing body of the taxing district that an increase in the regular property tax levy
is hereby authorized for the levy to be collected in the 2023 tax year.
(Year of collection)

The dollar amount of the increase over the actual levy amount from the previous year shall be \$ 7,962.77
which is a percentage increase of 1.0 % from the previous year. This increase is exclusive of
(Percentage increase)

additional revenue resulting from new construction, improvements to property, newly constructed wind turbines,
solar, biomass, and geothermal facilities, and any increase in the value of state assessed property, any annexations
that have occurred and refunds made.

Adopted this 21 day of November, 2022.

If additional signatures are necessary, please attach additional page.

This form or its equivalent must be submitted to your county assessor prior to their calculation of the property tax levies. A certified budget/levy request, separate from this form is to be filed with the County Legislative Authority no later than November 30th. As required by RCW 84.52.020, that filing certifies the total amount to be levied by the regular property tax levy. The Department of Revenue provides the "Levy Certification" form (REV 64 0100) for this purpose. The form can be found at: <http://dor.wa.gov/docs/forms/PropTx/Forms/LevyCertf.doc>.

To ask about the availability of this publication in an alternate format, please call 1-800-647-7706. Teletype (TTY) users may use the Washington Relay Service by calling 711. For tax assistance, call (360) 534-1400.

Ordinance / Resolution No. 11-21-22-04
RCW 84.55.120

WHEREAS, the Board of Commissioners of Kittitas County Public has met and considered
(Governing body of the taxing district) Hospital Dist 2/Maintenance
(Name of the taxing district)
its budget for the calendar year 2023; and,

WHEREAS, the districts actual levy amount from the previous year was \$ 851,807.18; and,
(Previous year's levy amount)

WHEREAS, the population of this district is ☒ more than or ☐ less than 10,000; and now, therefore,
(Check one)

BE IT RESOLVED by the governing body of the taxing district that an increase in the regular property tax levy
is hereby authorized for the levy to be collected in the 2023 tax year.
(Year of collection)

The dollar amount of the increase over the actual levy amount from the previous year shall be \$ 8,518.07
which is a percentage increase of 1.0 % from the previous year. This increase is exclusive of
(Percentage increase)

additional revenue resulting from new construction, improvements to property, newly constructed wind turbines,
solar, biomass, and geothermal facilities, and any increase in the value of state assessed property, any annexations
that have occurred and refunds made.

Adopted this 21 day of November, 2022.

If additional signatures are necessary, please attach additional page.

This form or its equivalent must be submitted to your county assessor prior to their calculation of the property tax levies. A certified budget/levy request, separate from this form is to be filed with the County Legislative Authority no later than November 30th. As required by RCW 84.52.020, that filing certifies the total amount to be levied by the regular property tax levy. The Department of Revenue provides the "Levy Certification" form (REV 64 0100) for this purpose. The form can be found at: <http://dor.wa.gov/docs/forms/PropTx/Forms/LevyCertf.doc>.

To ask about the availability of this publication in an alternate format, please call 1-800-647-7706. Teletype (TTY) users may use the Washington Relay Service by calling 711. For tax assistance, call (360) 534-1400.

Our responder team is uniquely qualified to:

Provide medications

Intubate to assist with breathing

Utilize 12-lead EKG monitoring to ID heart attacks and transmit information to the hospital before arrival

Medic One is a service of
Kittitas County Hospital District 2



Patients transported
September 2022 / YTD

65/644

Calls for assistance
September 2022 / YTD

116/1,182