

Kittitas County Public Hospital District No. 2
BOARD OF COMMISSIONERS' MEETING



March 16, 2020

6:30 p.m.

KVH Family Medicine – Cle Elum

AGENDA


- I. Introductions**
- II. Approval of Agenda**
- III. Approval of Minutes**
 - a. February 17, 2020 (Regular Meeting)*
- IV. Public Comments/Announcements/Correspondence**
- V. Reports:**
 - a. Operations Report (G. Scherer)
 - b. Superintendent's Report (J. Petersen)
 - c. Ancillary Report (R. Holden)
 - d. Finance Report, Approval of Expenses* (S. Olander)
 - e. Ambulance Garage* (R. Holden)
- VI. Old Business**
- VII. New Business**
 - a. Combining Parcels*
 - b. Tree Survey
 - c. COVID-19
 - d. Next Meeting Date: April 20, 2020
- VIII. Executive Session RCW 42.30.110(d)**
- IX. Adjournment**

Note: Upcoming Agenda Items

- Medic One Unique Service - TBD
- Open Door Clinic Quarterly Report

Key:

*Action Item





Kittitas County Public Hospital District #2

BOARD MEETING MINUTES

Meeting Date: Monday: February 17, 2020
Minutes of: Regular Meeting of the Board of Commissioners
Meeting Place: KVH Family Medicine Clinic, Cle Elum, WA
Minutes Submitted By: Scott Olander, Treasurer

Call to Order:

Regular Meeting: Call to order made by Commissioner Rogalski at 6:30 p.m.

Introductions:

Commissioners: Floyd Rogalski, Melissa Becker, Fred Benjamin, Kevin Nicholson and Hartwig Vatheuer. Superintendent: Julie Petersen; Treasurer: Scott Olander; Ancillary Operations: Rhonda Holden; EMS Manager: Geoff Scherer (excused).

Approval of Agenda:

Action: A motion to approve the agenda was made by Commissioner Nicholson and seconded by Commissioner Vatheuer. Motion carried.

Approval of Minutes:

Action: A motion to approve the minutes as amended of the January 20, 2019 Regular Meeting was made by Commissioner Vatheuer and seconded by Commissioner Benjamin. Motion carried.

Public Comments/Announcements/Correspondence:

None.

Operations Report:

The Commissioners reviewed the written operations report and operating statistics for January 2020. Geoff's report noted the purchase of modems for M7 & M8 ambulances to monitor the refrigerator temperature where the I-Stat lab cartridges are stored. The staff explained that the modems enable automatic temperature monitoring that helps the agency comply with DOH audits. Rhonda noted that some of the I-Stat tests have been pulled by the FDA. The FDA still allows I-Stat devices to be used for troponin and glucose tests. The agency will change to EPOC for other stat lab tests performed by the ambulance crews. Geoff's report noted that all of the ambulances were working well in January.

Superintendent's Report:

The commissioners reviewed the written report. Julie commented that legislation that would have reallocated GEMT funds to for-profit ambulance providers was amended to exclude Public Hospital Districts from funding reallocation requirement. Julie also reported that KVH Women's Health moved from the first floor of the Medical Arts Center Clinic to the second floor on 2/14/2020 and that Family Medicine of Ellensburg will be moving to the Medical Arts Center Clinic on 2/20/2020 and open for business on 2/21/2020.

Ancillary Report:

The Commissioners reviewed the written operations report.

Finance Report:

The financial statements for January 2020 were reviewed by the Commissioners. The review included a review of actual versus budgeted revenue and expense variances. As noted in the Operations Report, January transports were below budget by 7 transports. Total Revenue for January is \$16,461 below budget. January contractual adjustments had a positive variance of \$17,985. The Health Care Authority is including estimates for GEMT funding with the Medicaid and MCO payments. Overall expenses for January were \$7,888 below budget. Net Income for January was \$13,195 compared to budgeted net income of \$3,787 a positive variance of \$9,408.

Commissioner Becker noted that she participated in an exit conference with the State Auditor's Office covering the years 2016, 2017 and 2018 and that there were no audit findings.

Action: A motion to approve the checks for January was made by Commissioner Vatheuer and seconded by Commissioner Benjamin. Motion carried.

Open Door Clinic:

Reports for October, November and December 2019 were provided and reviewed by the commissioners.

Cle Elum Clinic and Urgent Care Clinic:

Scott provided financial reports for the period ended 12/31/2019 for the Cle Elum Clinic and Urgent Care Clinic. Urgent Care Clinic visits increased from 4,267 in 2018 to 5,241 visits in 2019. The problem with under coding urgent care visits appears to have been correct in the last four months of 2019. Patient visits in the Cle Elum Clinic decreased from 13,186 in 2018 to 12,931 visits in 2019. The decline was due to provider retirements.

Ambulance Garage:

Rhonda presented two 6 bay ambulance garage options of 8,570 sq ft. Option # 2 was the most functional of the two plan options. Commissioner Nicholson motioned to proceed with Option #2 in which all of the ambulance bays are sprinkled and seconded

by Commissioner Becker. The commissioners also instructed management to push KDA for an accelerated time line so that construction will start September 2020.

Executive Session:


There was an executive session for five minutes to discuss real estate. Executive began at 7:48 pm ended at 7:52 pm.

New Business:

Next regular meeting date: March 16, 2020 at KVH Family Medicine Cle Elum.

Announcements:

There being no further business the special meeting was adjourned at 7:53 p.m. by Commissioner Rogalski.



Operation's Manager Report – February 2020

	February 2020	February 2019
Calls for Service	110	131
Patient Count	80	95
Patient Transports	65	69
Patient Refusals	9	15
Year to Date Transports	124	143
Station #73 Transports	32	
Station # 99 Transports	33	
Passed Calls	0	

PERSONNEL

Matt McCabe AEMT-IV started with the agency full time in February. Matt comes from ALS in Yakima where was a shift supervisor. This gives the agency a complete full-time employee scheduling pattern. I will be utilizing per diem employees for vacation and sick time fill in positions and additionally for the third car on busy weekends or Holidays.

APPARATUS

M8 chassis is in now at Braun and fabrication has started on the new build. Delivery date has been pushed out to the end of May. Ram mounts have been installed on M7 and M6 for the iPads we have purchased, these mounts are similar to law enforcement. M7 is in the shop for contamination in the rear differential. All other apparatus has been running well and are being maintained.

Year	Unit	Beg ODO	End ODO	Miles	Location	Comments
2018	M7	28,785	32,378	5,593	Station 72	In Shop
2016	M6	100,737	102,016	1,279	Station 99	1 st Out
2016	M5	121,436	122,957	1,521	Station 99	Back Up
2014	M4	151,420	151,920	500	Station 73	1 st Out
Total	Miles			8,893		

MISCELLANEOUS

- I put an additional BLS car on for the last weekend of the month to help cover the large Basketball tournament that was playing in Thorp, Cle Elum, Roslyn and Easton.
- The agency has responded to 30 calls for service and transported 10 ALS patients, and SPFR transported another 8 BLS patients after giving our medic unit a patient report.
- Medic One can use the iSTAT Troponin and Chem 8's again with FDA approval.
- We have done an inventory for PPE for the agency because of concerns of COVID-19 and we have enough supplies to last several months, I have given KVFR about 100 N-95 masks to boost their inventory.

Kittitas County Hospital District #2

Patient Transport Count per Destination - YTD 2020

Hospital	YTD	Januar	February	March
Central Washington Hospital	1	0	1	
Harborview	3	1	2	
KVH	84	42	42	
Snoqualmie Valley Hospital	9	1	8	
Swedish Issaquah	15	7	8	
Virginia Mason	1	0	1	
Yakima Regional	0	0	0	
Yakima Memorial	5	4	1	
Childrens	0	0	0	
University of Washington	0	0	0	
Valley Renton	0	0	0	
Overlake	5	3	2	

	YTD	January	February	March
Out of County Transports	39	16	23	

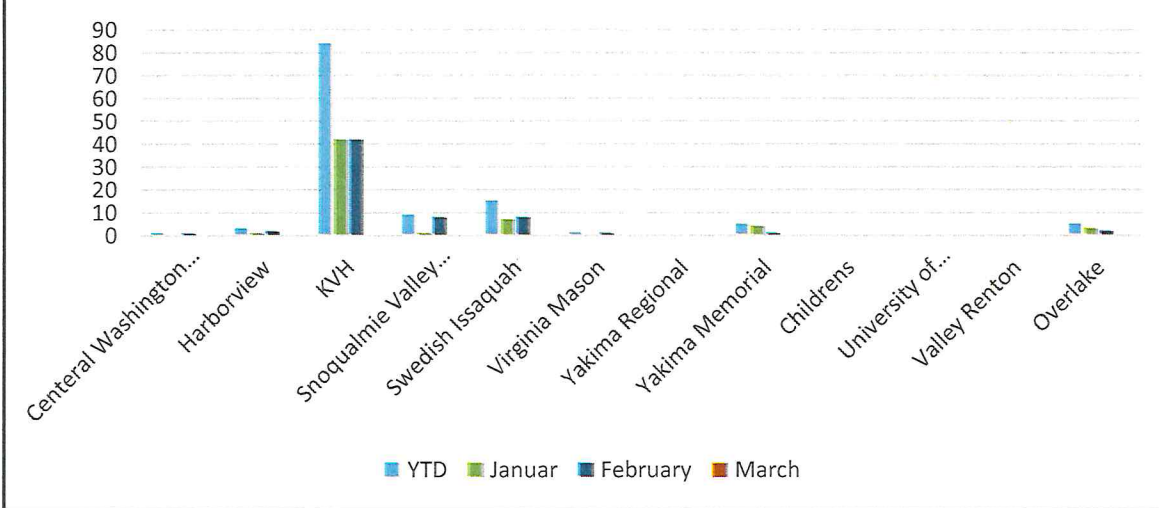
Patient Transport Count per Zone - YTD 2020

Zone	YTD	Januar	February	March
Snoqualmie Pass	17	7	10	
Fire District 8	0	0	0	
Fire District 7	31	16	15	
Cle Elum	23	8	15	
Easton	10	5	5	
Ronald	7	3	4	
Urgent Care	14	9	5	
Roslyn	7	4	3	
South Cle Elum	3	3	0	
Family Medicine - Cle Elum	3	1	2	
KVH	6	3	3	
Other	2	0	2	

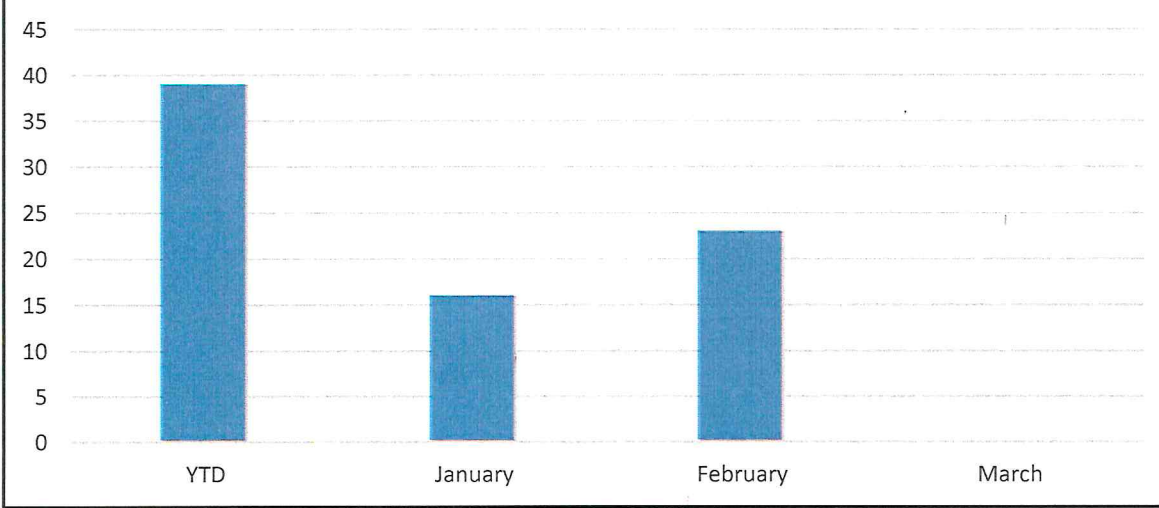
Zone	YTD	Qtr 1	Qtr 2	Qtr 3	Qtr 4
Snoqualmie Pass	17	17	0	0	0
Fire District 8	0	0	0	0	0
Fire District 7	31	31	0	0	0
Cle Elum	23	23	0	0	0
Easton	10	10	0	0	0
Ronald	7	7	0	0	0
Urgent Care	14	14	0	0	0
Roslyn	7	7	0	0	0
South Cle Elum	3	3	0	0	0
Family Medicine - Cle Elum	3	3	0	0	0
KVH	6	6	0	0	0
Other	2	2	0	0	0

Comments:

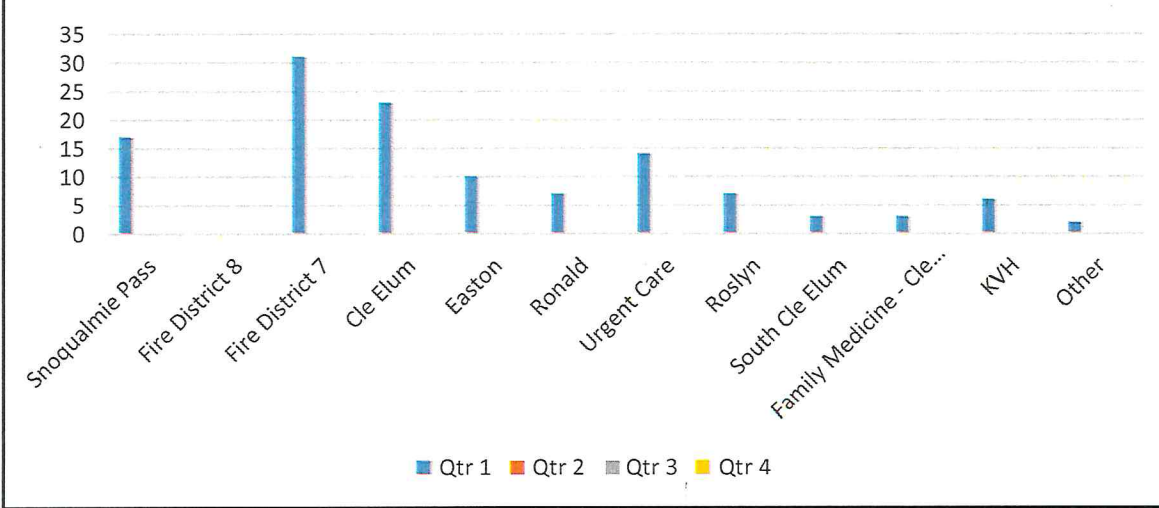
Patient Transport Count per Destination - 2020



Out of County Transports - 1st Qtr 2020

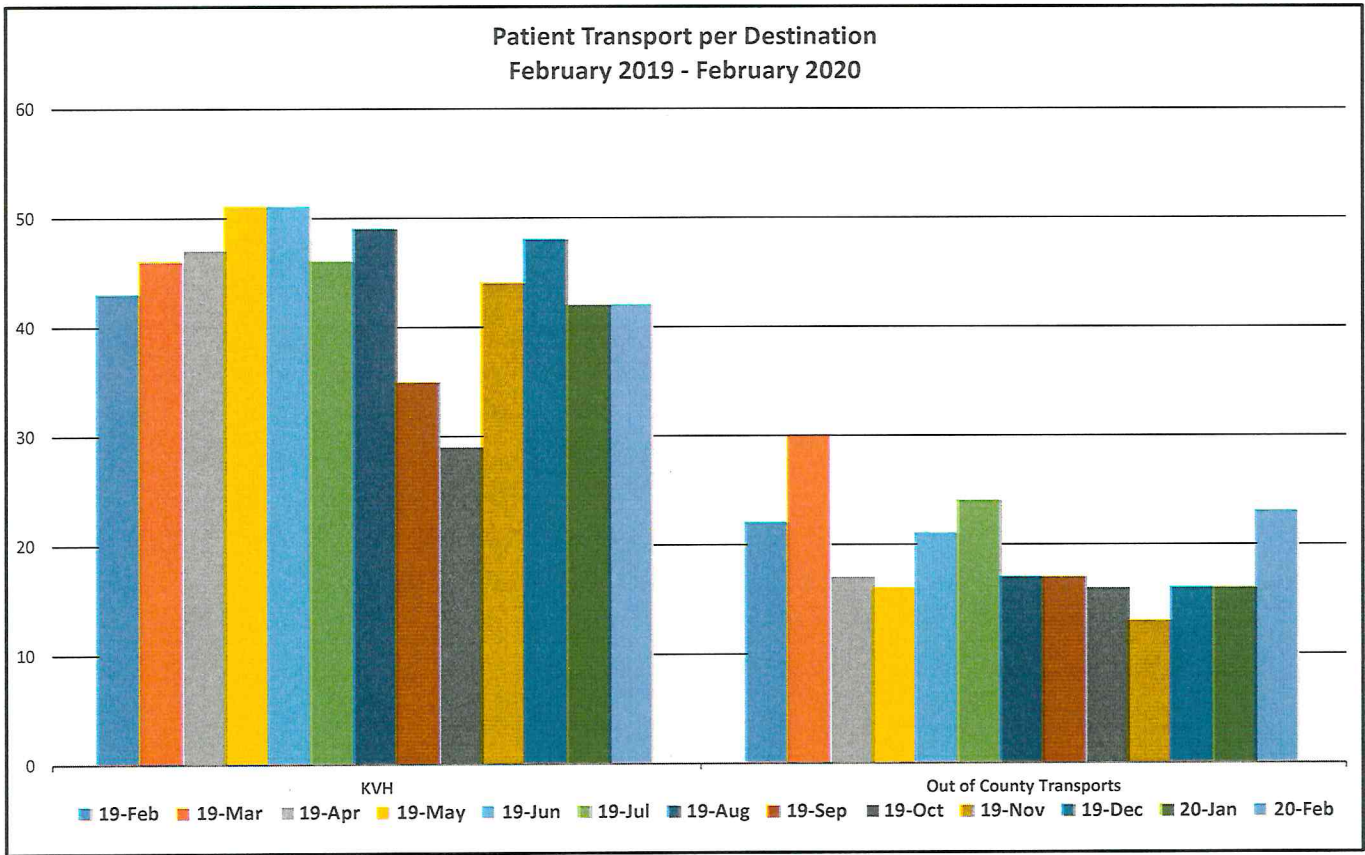


Patient Transport Count per Zone - 2020



Patient Transport per Destination

Hospital	19-Feb	19-Mar	19-Apr	19-May	19-Jun	19-Jul	19-Aug	19-Sep	19-Oct	19-Nov	19-Dec	20-Jan	20-Feb
Central Washington Hospital	0	2	0	0	2	0	0	1	0	0	0	0	1
Harborview	4	2	0	2	3	3	0	5	1	3	2	1	2
Snoqualmie Valley Hospital	7	4	1	0	3	6	1	4	0	0	2	1	8
Swedish Issaquah	5	9	9	7	2	6	3	9	5	2	6	7	8
Virginia Mason	1	2	1	2	2	1	1	1	1	2	0	0	1
Yakima Regional	0	2	1	0	3	1	3	1	2	0	1	0	0
Yakima Memorial	1	1	2	1	3	3	0	4	5	2	1	4	1
Children's	1	0	0	0	0	1	1	0	0	1	0	0	0
University of Washington	0	1	0	0	1	0	0	0	0	0	0	0	0
Valley Renton	0	0	0	0	0	0	0	0	0	1	1	0	0
Overlake	3	3	2	4	1	2	5	4	2	2	3	3	2
KVH	43	46	47	51	51	46	49	35	29	44	48	42	42
Out of County Transports	22	30	17	16	21	24	17	17	16	13	16	16	23

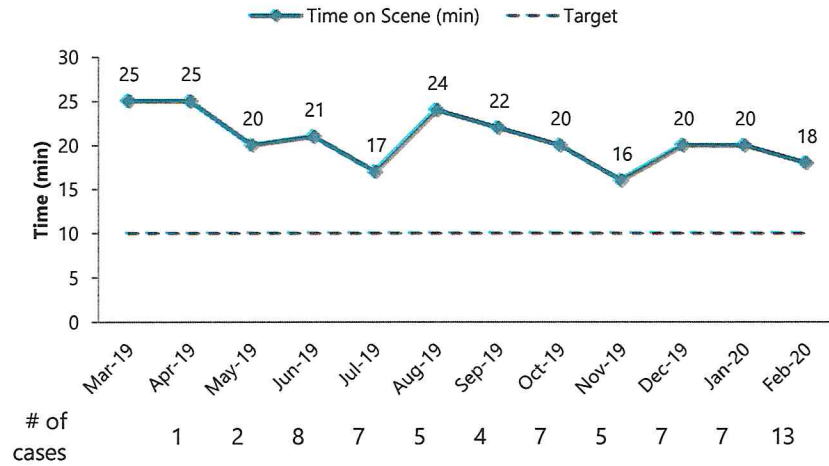


Kittitas County Public Hospital District No. 2

Quality Metrics

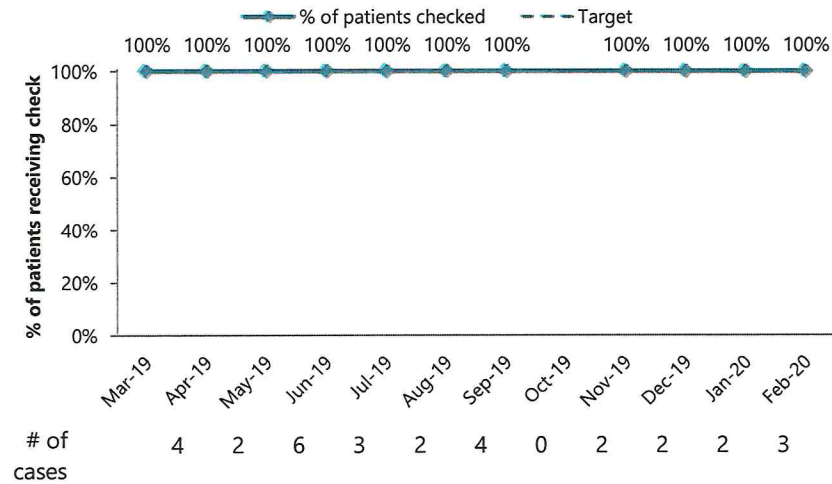
Time on Scene


for trauma patients



Glucose Checked


for patients with stroke symptoms





Superintendent's Report

Will be provided at meeting



Ancillary Services report to Hospital District #2 Board of Commissioners
March 2020

Ancillary Service Operation Report:


- **Station 99**

KDA will be submitting a Pre-Application Review to the City of Cle Elum by the end of next week. The City will then schedule a meeting with KDA and others who wish to attend to review our initial designs and provide guidance to meet City Code.

- **Medic One Crew**

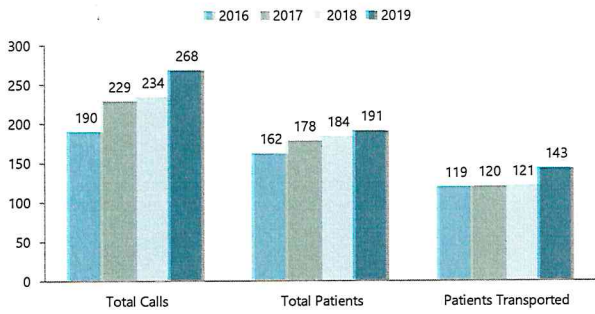
I want to publically extend my appreciation to Medic One staff who assisted in saving my daughter's life. She was seen in KVH Urgent Care on 3/1/20 and was critically ill, diagnosed with severe sepsis, pneumonia and adult respiratory distress syndrome. The crew took fantastic care of her in the Urgent Care and during the ambulance transport to Swedish. We are so fortunate to have a team of highly skilled EMT-P's serving our community. I am truly grateful for their care.

Respectfully submitted by Rhonda Holden, MSN, CENP

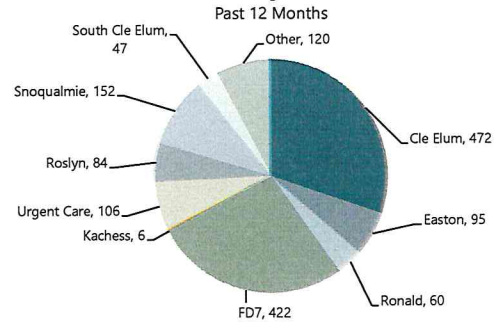


Kittitas County Public Hospital District No. 2

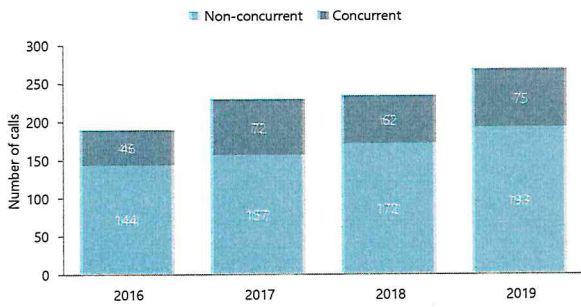
Volumes, YTD



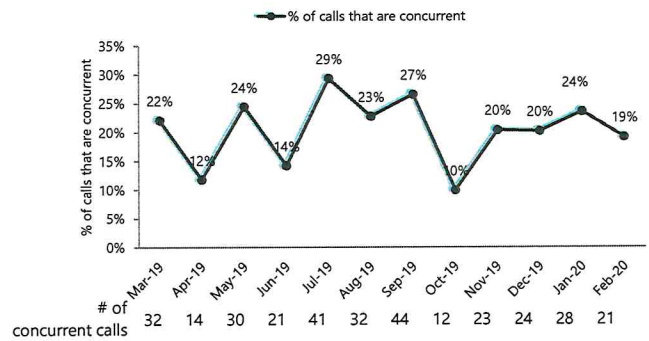
Calls by Zone



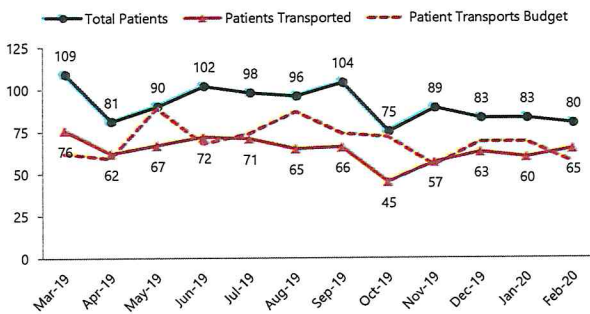
Concurrent Calls, YTD



Concurrent Calls



Patients and Transports



Days Cash on Hand



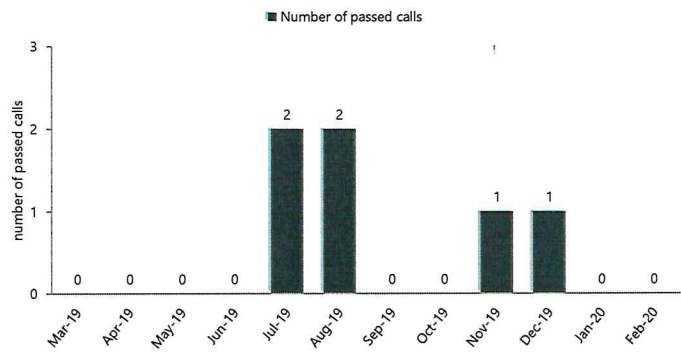
Kittitas County Public Hospital District No. 2

Turnout Time - Dispatch to Enroute

2/1/2019 to 1/31/2020

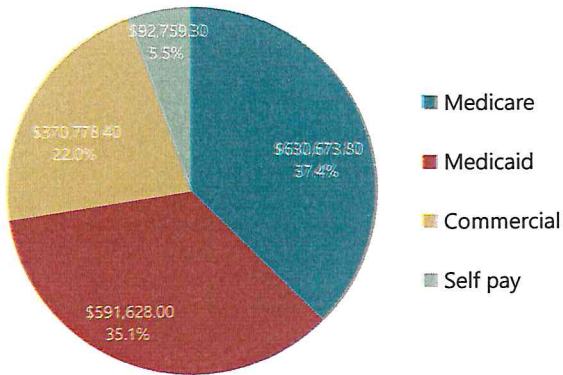
Apparatus	Responses	Turnout Time
A511 (CEFD)	3	2:26
<i>CEFD Overall</i>	3	2:26
A731 (FD7)	2	1:27
<i>FD7 Overall</i>	2	1:27
M931(HD2)	558	2:19
M991 (HD2)	2	34:06
M992 (HD2)	27	2:47
<i>HD2 Overall</i>	587	2:27

Passed Calls



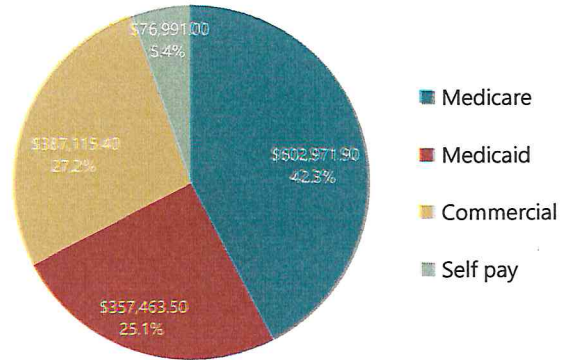
Payor Mix by Charges

10/1/2018 to 09/30/2019



Payor Mix by Charges

10/1/2017 to 09/30/2018



Kittitas Valley Community Hospital District #2
Statement of Revenue and Expense

MEDICAL BILLABLE RUNS	65	69	(4)	127	138	(11)	143
AVERAGE CHARGE PER RUN	1,958	1,933	25	2,012	2,037	(25)	2,191
	Current Month			Year to Date			Prior
	Actual	Budget	Variance	Actual	Budget	Variance	YTD
INTEREST INCOME	6,710	2,250	4,460	11,614	4,500	7,114	13,691
RENTAL INCOME	23,239	23,239	(0)	46,478	46,478	(0)	48,970
OTHER OPERATING REVENUE	0	100	(100)	500	200	300	0
AMBULANCE REVENUE	127,293	133,407	(6,115)	255,478	281,107	(25,630)	313,277
TOTAL REVENUE	157,241	158,996	(1,755)	314,069	332,285	(18,216)	375,937
CONTRACTUAL ADJUSTMENTS	50,153	59,975	(9,822)	100,658	126,376	(25,718)	113,829
BAD DEBT	6,683	7,590	(907)	13,412	15,996	(2,584)	16,898
CHARITY CARE	0	417	(417)	0	830	(830)	0
DEDUCTIONS FROM REVENUE	56,836	67,982	(11,146)	114,071	143,202	(29,131)	130,727
NET OPERATING REVENUE	100,405	91,014	9,391	199,999	189,083	10,916	245,210
SALARIES AND WAGES	81,099	77,779	3,320	165,461	163,868	1,593	153,631
EMPLOYEE BENEFITS	25,794	26,840	(1,046)	49,106	54,864	(5,758)	47,714
PROFESSIONAL FEES	4,732	3,258	1,474	14,731	6,520	8,211	3,254
SUPPLIES	13,201	10,766	2,435	27,500	21,919	5,581	18,289
UTILITIES	2,914	2,961	(47)	5,473	5,919	(446)	5,038
PURCHASED SERVICES	31,955	23,995	7,960	49,196	46,996	2,200	51,414
CEUCC SUBSIDY EXPENSE	15,622	15,622	0	31,244	31,246	(2)	30,632
DEPRECIATION	25,002	30,482	(5,480)	52,052	60,965	(8,913)	46,835
INSURANCE	1,959	2,350	(391)	4,181	4,700	(519)	4,341
LICENSES AND TAXES	1,425	1,534	(109)	1,847	3,230	(1,383)	2,265
INTEREST EXPENSE	11,609	11,609	(0)	23,217	23,215	2	25,270
TRAVEL AND EDUCATION	5,068	1,433	3,635	5,381	2,870	2,511	3,717
OTHER DIRECT EXPENSES	391	666	(275)	1,852	1,340	512	1,630
EXPENSES	220,772	209,295	11,477	431,241	427,652	3,589	394,029
OPERATING INCOME (LOSS)	(120,367)	(118,281)	(2,086)	(231,242)	(238,569)	7,327	(148,819)
TAX LEVY INCOME	122,036	124,070	(2,034)	246,106	248,145	(2,039)	234,806
NON-OPERATING BOND ISSUE C	0	0	0	0	0	0	0
NET INCOME (LOSS)	1,669	5,789	(4,120)	14,864	9,576	5,288	85,987
DAYS CASH ON HAND	1018.0						
AR DAYS	64.0						
CURRENT RATIO	16.83						
COMMITTED CAPITAL FUNDS:							
2019 AMBULANCE	0.00						
2020 AMBULANCE	255,000						
AMBULANCE GARAGE	4,100,000						
TOTAL COMMITTED FUNDS	4,355,000.00						
DAYS CASH AFTER COMMITTED	282.0						

Kittitas Valley Community Hospital District #2
Statement of Revenue and Expense

MEDICAL BILLABLE RUNS	65	69	(4)	127	138	(11)	143
AVERAGE CHARGE PER RUN	1,958	1,933	25	2,012	2,037	(25)	2,191
	Current Month			Year to Date			Prior
	Actual	Budget	Variance	Actual	Budget	Variance	YTD
INTEREST INCOME	0	0	0	0	0	0	0
RENTAL INCOME	0	0	0	0	0	0	0
OTHER OPERATING REVENUE	0	100	(100)	500	200	300	0
AMBULANCE REVENUE	127,293	133,407	(6,115)	255,478	281,107	(25,630)	313,277
TOTAL REVENUE	127,293	133,507	(6,215)	255,978	281,307	(25,330)	313,277
CONTRACTUAL ADJUSTMENTS	50,153	59,975	(9,822)	100,658	126,376	(25,718)	113,829
BAD DEBT	6,683	7,590	(907)	13,412	15,996	(2,584)	16,898
CHARITY CARE	0	417	(417)	0	830	(830)	0
DEDUCTIONS FROM REVENUE	56,836	67,982	(11,146)	114,071	143,202	(29,131)	130,727
NET OPERATING REVENUE	70,456	65,525	4,931	141,907	138,105	3,802	182,549
SALARIES AND WAGES	82,169	77,571	4,598	163,797	163,448	349	154,001
EMPLOYEE BENEFITS	25,877	26,840	(963)	48,977	54,864	(5,887)	47,714
PROFESSIONAL FEES	0	0	0	0	0	0	0
SUPPLIES	13,201	10,766	2,435	27,500	21,919	5,581	18,289
UTILITIES	2,762	2,794	(32)	5,284	5,589	(305)	4,788
PURCHASED SERVICES	17,933	13,970	3,963	31,311	27,940	3,371	35,641
CEUCC SUBSIDY EXPENSE	0	0	0	0	0	0	0
DEPRECIATION	11,927	16,792	(4,865)	24,999	33,580	(8,581)	20,233
INSURANCE	523	625	(102)	1,046	1,250	(204)	792
LICENSES AND TAXES	1,425	0	1,425	1,847	0	1,847	2,265
INTEREST EXPENSE	0	0	0	0	0	0	0
TRAVEL AND EDUCATION	5,068	1,375	3,693	5,251	2,750	2,501	3,685
OTHER DIRECT EXPENSES	0	125	(125)	0	250	(250)	0
EXPENSES	160,886	150,858	10,028	310,012	311,590	(1,578)	287,410
OPERATING INCOME (LOSS)	(90,429)	(85,333)	(5,096)	(168,105)	(173,485)	5,380	(104,860)
TAX LEVY INCOME	59,135	59,772	(637)	118,907	119,545	(638)	113,327
NON-OPERATING BOND ISSUE CI	0	0	0	0	0	0	0
NET INCOME (LOSS)	(31,294)	(25,561)	(5,733)	(49,198)	(53,940)	4,742	8,466

Kittitas Valley Community Hospital District #2
Statement of Revenue and Expense

	Current Month			Year to Date			Prior
	Actual	Budget	Variance	Actual	Budget	Variance	YTD
INTEREST INCOME	6,710	2,250	4,460	11,614	4,500	7,114	13,691
RENTAL INCOME	23,239	23,239	(0)	46,478	46,478	(0)	48,970
OTHER OPERATING REVENUE	0	0	0	0	0	0	0
AMBULANCE REVENUE	0	0	0	0	0	0	0
TOTAL REVENUE	29,949	25,489	4,460	58,092	50,978	7,114	62,661
CONTRACTUAL ADJUSTMENTS	0	0	0	0	0	0	0
BAD DEBT	0	0	0	0	0	0	0
CHARITY CARE	0	0	0	0	0	0	0
DEDUCTIONS FROM REVENUE	0	0	0	0	0	0	0
NET OPERATING REVENUE	29,949	25,489	4,460	58,092	50,978	7,114	62,661
SALARIES AND WAGES	(1,070)	208	(1,278)	1,664	420	1,244	(370)
EMPLOYEE BENEFITS	(83)	0	(83)	130	0	130	0
PROFESSIONAL FEES	4,732	3,258	1,474	14,731	6,520	8,211	3,254
SUPPLIES	0	0	0	0	0	0	0
UTILITIES	152	167	(15)	189	330	(142)	250
PURCHASED SERVICES	14,022	10,025	3,997	17,885	19,056	(1,171)	15,772
CEUCC SUBSIDY EXPENSE	15,622	15,622	0	31,244	31,246	(2)	30,632
DEPRECIATION	13,076	13,690	(614)	27,053	27,385	(332)	26,602
INSURANCE	1,436	1,725	(289)	3,135	3,450	(315)	3,549
LICENSES AND TAXES	0	1,534	(1,534)	0	3,230	(3,230)	0
INTEREST EXPENSE	11,609	11,609	(0)	23,217	23,215	2	25,270
TRAVEL AND EDUCATION	0	58	(58)	129	120	9	31
OTHER DIRECT EXPENSES	391	541	(150)	1,852	1,090	762	1,630
EXPENSES	59,886	58,437	1,449	121,229	116,062	5,167	106,619
OPERATING INCOME (LOSS)	(29,937)	(32,948)	3,011	(63,137)	(65,084)	1,947	(43,958)
TAX LEVY INCOME	62,900	64,298	(1,398)	127,199	128,600	(1,401)	121,479
NON-OPERATING BOND ISSUE C	0	0	0	0	0	0	0
NET INCOME (LOSS)	32,963	31,350	1,613	64,061	63,516	545	77,521
DAYS CASH ON HAND	1018.0						
AR DAYS	64.0						
CURRENT RATIO	16.83						
COMMITTED CAPITAL FUNDS:							
2019 AMBULANCE	0.00						
2020 AMBULANCE	255,000						
AMBULANCE GARAGE	4,100,000						
TOTAL COMMITTED FUNDS	4,355,000.00						
DAYS CASH AFTER COMMITTED	282.0						

Kittitas County Hospital Dist 2

Balance Sheet

	<u>Year to Date</u>	<u>Prior Year End</u>	<u>Change</u>
CASH	3,729,123	4,094,414	(365,290)
ACCOUNTS RECEIVABLE	166,002	172,928	(6,926)
TAXES RECEIVABLE	1,512,258	40,928	1,471,330
PREPAIDS	31,678	3,918	27,760
INVESTMENTS	2,296,404	2,289,190	7,215
CURRENT ASSETS	7,735,465	6,601,377	1,134,088
LAND	843,524	843,524	0
PROPERTY, PLANT, & EQUIPMENT	6,543,881	6,532,311	11,570
ACCUMULATED DEPRECIATION	(3,409,953)	(3,357,901)	(52,052)
NON CURRENT ASSETS	3,977,453	4,017,935	(40,482)
NET PENSION ASSET	204,890	204,890	0
DEFERRED OUTFLOWS	57,775	57,775	0
ASSETS	11,975,583	10,881,977	1,093,606
ACCOUNTS PAYABLE	42,454	42,674	(221)
INTEREST PAYABLE	35,088	11,871	23,217
ACCRUED PAYROLL	0	28,416	(28,416)
ACCRUED BENEFITS	71,756	66,907	4,849
CEUCC SUBSIDY PAYABLE	31,244	183,790	(152,546)
CURRENT PORTION REVENUE BOND - LTGO	278,985	278,985	0
CURRENT LIABILITIES	459,527	612,643	(153,116)
LONG TERM REVENUE BOND - LTGO	3,910,624	3,910,624	0
NET PENSION LIABILITY	199,089	199,089	0
DEFERRED INFLOWS - PENSION	352,779	352,779	0
DEFERRED INFLOWS - LEVY	1,231,858	0	1,231,858
NONCURRENT LIABILITIES	5,694,350	4,462,492	1,231,858
LIABILITIES	6,153,877	5,075,135	1,078,742
NET INCOME (LOSS)	14,864	0	14,864
UNRESTRICTED FUND BALANCE	5,806,842	5,806,842	0
FUND BALANCE	5,821,706	5,806,842	14,864
TOTAL LIABILITIES AND NET POSITION	11,975,583	10,881,977	1,093,606

Kittitas County Hospital Dist 2

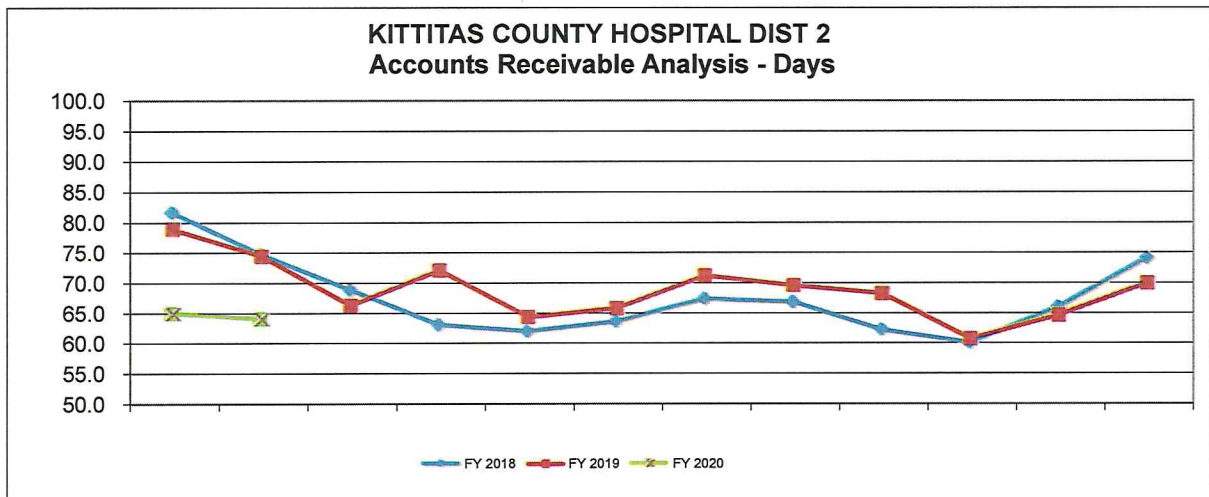
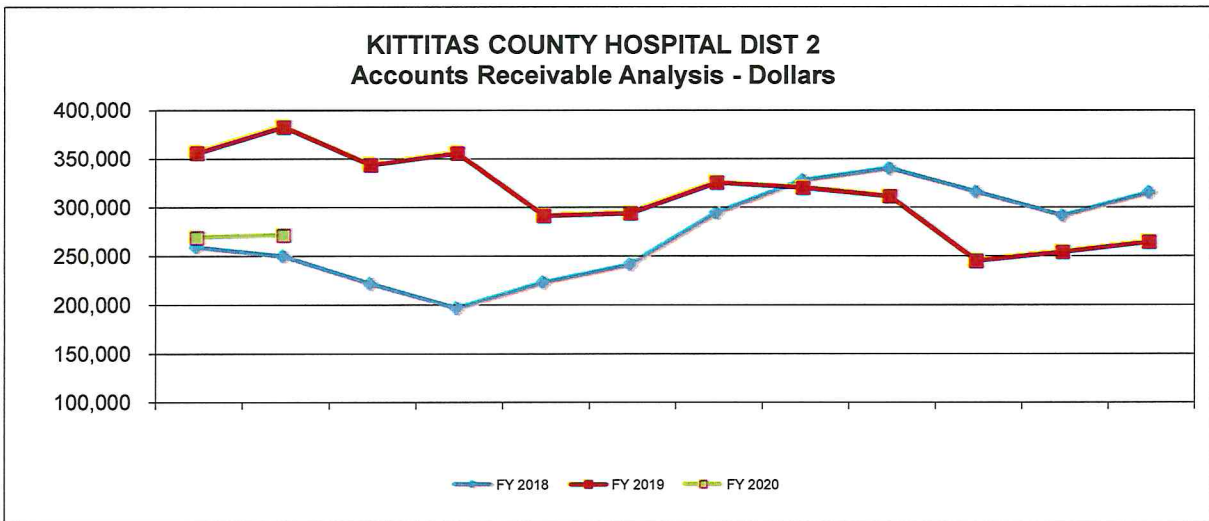
Statement of Cash Flows

	<u>CASH</u>
NET BOOK INCOME	14,864
ADD BACK NON-CASH EXPENSE	
DEPRECIATION	52,052
NET CASH FROM OPERATIONS	66,915
CHANGE IN CURRENT ASSETS	
PATIENT ACCOUNTS AND OTHER RECEIVABLES	6,926
PROPERTY TAX RECEIVABLE	(1,471,330)
PREPAID EXPENSE	(27,760)
TOTAL CHANGE IN CURRENT ASSETS	(1,492,164)
PURCHASE OF PROPERTY, PLANT & EQUIPMENT	(11,570)
NET PENSION ASSET	0
DEFERRED OUTFLOWS	0
INCREASE IN INVESTMENTS	(7,215)
PROCEEDS FROM SALE/MATURITY OF INVESTMENTS	
TOTAL CHANGE IN ASSETS	(1,510,948)
CHANGES IN CURRENT LIABILITIES	
ACCOUNTS PAYABLE	(221)
INTEREST PAYABLE	23,217
ACCRUED PAYROLL	(28,416)
ACCRUED BENEFITS	4,849
CEUCC SUBSIDY PAYABLE	(152,546)
TOTAL CHANGE CURRENT LIABILITIES	(153,116)
PRINCIPLE PAYMENT ON REVENUE BOND	0
NET PENSION LIABILITY	0
DEFERRED INFLOWS OF RESOURCES	1,231,858
NET CHANGE IN CASH	(365,290)
BEGINNING CASH ON HAND	4,094,414
ENDING CASH ON HAND	3,729,123



KITTITAS COUNTY HOSPITAL DIST 2
Accounts Receivable Analysis

	Feb-20	Jan-20	Dec-19	Nov-19	Oct-19	Sep-19	Aug-19	Jul-19	Jun-19	May-19	Apr-19	Mar-19
SYS DESIGN EMS												
A/R Dollars	\$ 271,344	268,798	264,049	253,901	244,897	311,152	320,080	325,523	294,088	291,452	355,627	343,726
A/R Days	64	65	70	64.6	60.7	68.2	69.5	71.2	65.8	64.3	72.1	66.2





KITTITAS COUNTY HOSPITAL DIST 2

BOARD MEETING FEBRUARY 2020

ACCOUNTS PAYABLE WARRANTS/ EFTS TO BE APPROVED

CHECK DATE:

# 1 WARRANT NUMBERS:	11096-11113	NET AMOUNT:	\$233,178.22	10-Feb-20
# 2 WARRANT NUMBERS:	11114-11155	NET AMOUNT:	\$62,996.44	24-Feb-20
			<hr/>	
			\$296,174.66	

PAYROLL WARRANTS / EFTS TO BE APPROVED

PPE 02-01-2020		NET AMOUNT:	\$26,389.12	7-Feb-20
PPE 02-15-2020		NET AMOUNT:	\$28,302.57	21-Feb-20
			<hr/>	
			\$54,691.69	

TOTAL NET WARRANTS & EFT'S **\$350,866.35**

Upper Kittitas County Public Hospital District #2
 Detailed Statement of Accounts Payable Transactions
 Month of February 2020



Account Class	Check No	Vendor	Amount	
Balance Sheet	11100	DEPARTMENT OF RETIREMENT SYSTEMS	390.00	
	11101	DEPARTMENT OF RETIREMENT SYSTEMS	3072.03	
	11105	KITTITAS VALLEY HEALTHCARE	183790.00	
	11114	AFLAC	716.15	
	11125	DEPARTMENT OF RETIREMENT SYSTEMS	390.00	
	11126	DEPARTMENT OF RETIREMENT SYSTEMS	3095.67	
	11127	DIMARTINO ASSOCIATES	15.00	
	11130	HUB INTERNATIONAL LLC	17093.00	
	11137	KDA ARCHITECTURE INC	4448.40	
	11153	THE CINCINNATI INSURANCE COMPANY	6916.00	
	Employee Benefits	11101	DEPARTMENT OF RETIREMENT SYSTEMS	2114.82
		11113	VIMLY BENEFIT SOLUTIONS	16756.26
		11118	BETH WILLIAMS	15.00
		11119	CAROL JACQUES	15.00
11122		DAKODA FENTER	15.00	
11123		DAVE HOUSEBERG	15.00	
11124		DENISON HOOD-LEWIS	120.00	
11126		DEPARTMENT OF RETIREMENT SYSTEMS	2098.57	
11127		DIMARTINO ASSOCIATES	101.14	
11134		JASON BOITANO	60.00	
11135		JIM SCHOEGGL	30.00	
11136		JOHN STORCH	15.00	
11139		LEE HADDEN	15.00	
11141		MARK VAN MAREN	15.00	
11142		MATT MCCABE	15.00	
11143		MATT SCHAUER	75.00	
11147		SONYA VRAVES	45.00	
11154		TOM WATKINS	30.00	
11155		VIMLY BENEFIT SOLUTIONS	825.00	
Professional Fees		11110	STATE AUDITORS OFFICE	2662.66
		11128	DINGUS ZARECOR & ASSOC PLLC	1000.00
	11148	STATE AUDITORS OFFICE	3732.30	
Supplies	11096	CARDINAL HEALTH 112, LLC	118.57	
	11096	CARDINAL HEALTH 112, LLC	682.37	
	11096	CARDINAL HEALTH 112, LLC	19.72	
	11106	LIFE ASSIST, INC.	1107.45	
	11106	LIFE ASSIST, INC.	373.53	
	11109	OXARC INC	206.07	
	11116	AMAZON	7.51	
11116	AMAZON	186.08		

Utilities

11116 AMAZON	589.85
11116 AMAZON	217.84
11116 AMAZON	52.91
11116 AMAZON	83.06
11116 AMAZON	226.80
11116 AMAZON	75.55
11116 AMAZON	10.13
11116 AMAZON	105.82
11116 AMAZON	38.86
11116 AMAZON	51.22
11117 AMERICAN PROFICIENCY INSTITUTE	235.33
11129 GALLS, LLC	60.46
11129 GALLS, LLC	178.44
11129 GALLS, LLC	40.78
11129 GALLS, LLC	79.60
11129 GALLS, LLC	89.09
11129 GALLS, LLC	56.52
11133 JAMES OIL CO., INC.	608.24
11140 LIFE ASSIST, INC.	120.96
11145 OXARC INC	182.48
11149 STATE DEPARTMENT OF TRANSPORTATION	1359.98
11150 STRYKER SALES CORP	2988.69
11152 TELEFLEX MEDICAL INC	899.50
11097 CENTURYLINK	115.26
11102 DISH NETWORK	124.94
11103 KITTITAS COUNTY FIRE DISTRICT #7	200.00
11112 VERIZON	1077.34
11121 CITY OF CLE ELUM	106.84
11121 CITY OF CLE ELUM	492.82
11121 CITY OF CLE ELUM	116.51
11131 INLAND NETWORKS	86.51
11131 INLAND NETWORKS	150.00
11146 PUGET SOUND ENERGY	28.20
11103 KITTITAS COUNTY FIRE DISTRICT #7	315.89
11103 KITTITAS COUNTY FIRE DISTRICT #7	238.13
11103 KITTITAS COUNTY FIRE DISTRICT #7	2088.13
11104 KITTITAS VALLEY HEALTHCARE	4881.28
11104 KITTITAS VALLEY HEALTHCARE	1550.91
11104 KITTITAS VALLEY HEALTHCARE	2538.30
11104 KITTITAS VALLEY HEALTHCARE	5235.02
11107 MCGUIRES LANDSCAPING & WINTER SVC LLC	1296.00
11111 STRYKER SALES CORP	610.54
11111 STRYKER SALES CORP	273.38
11111 STRYKER SALES CORP	398.00
11111 STRYKER SALES CORP	249.00
11111 STRYKER SALES CORP	269.52
11115 ALADTEC, INC.	3229.22

Purchased Services

Travel & Education

Other Direct Expenses

11120	CASCADE DOOR & REMODEL	131.76
11132	JACKSON HORSLEY	400.00
11144	MCGUIRES LANDSCAPING & WINTER SVC LLC	2770.20
11151	SYSTEMS DESIGN	1541.55
11099	DALE SCOTT OLANDER	32.20
11138	KITTITAS COUNTY EMS & TRAUMA CARE COUNCIL	3990.00
11141	MARK VAN MAREN	495.90
11098	DAILY RECORD	30.90
11108	NORTHERN KITTITAS CO TRIBUNE	360.00
		<hr/>
		296,174.66