



# Kittitas County Public Hospital District No. 2 BOARD OF COMMISSIONERS' MEETING

March 15, 2021

6:30 p.m.

**Hybrid Meeting (In person attendance limited to invitees:  
Commissioners (5) and Administrative Staff (5) at FM-C and  
call in option for public)**

Toll-Free Number: 877-853-5257 US

Meeting ID: 258 476 6248

Passcode: 12345

## AGENDA

- I. Introductions**
- II. Approval of Agenda** (1)
- III. Approval of Minutes**
  - a. February 15, 2020 (Regular Meeting)\* (2-4)
- IV. Swearing in of Commissioner\***
- V. Public Comments/Announcements/Correspondence**
- VI. Reports:**
  - a. Operations Report (G. Scherer) (5-9)
  - b. Superintendent's Report (J. Petersen) (10)
  - c. Ancillary Report (R. Holden) (11)
  - d. Finance Report, Approval of Expenses\* (S. Olander) (12-24)
  - e. Station 99 Updates (R. Kaiser/R. Urlacher)
- VII. Old Business**
- VIII. New Business**
  - a. FEMA Reimbursement Request\* (25)
  - b. Open Door Clinic Quarterly Report (26-28)
  - c. Next Meeting Date: April 19, 2021
- IX. Adjournment**

Note: Upcoming Agenda Items

---

Key:

\*Action Item



# Kittitas County Public Hospital District #2

## BOARD MEETING MINUTES

---

Meeting Date: Monday: February 15, 2021  
Minutes of: Regular Meeting of the Board of Commissioners  
Meeting Place: In person/Remote via Zoom/Telephone  
Minutes Submitted By: Scott Olander, Treasurer

### **Call to Order:**

Regular Meeting: Call to order made by Commissioner Rogalski at 6:30 p.m.

### **Introductions:**

Commissioners: Floyd Rogalski, Fred Benjamin, Kevin Nicholson and Hartwig Vatheuer.  
Superintendent: Julie Petersen; Treasurer: Scott Olander; Ancillary Operations; Rhonda Holden; Facilities Chief: Ron Urlacher and EMS Manager: Geoff Scherer

### **Approval of Agenda:**

Action: A motion to approve the agenda as amended was made by Commissioner Nicholson and seconded by Commissioner Benjamin. Motion carried.

### **Election of Officers:**

Action: A motion to keep the current District Officers for another one year term was made by Commissioner Nicholson and seconded by Commissioner Benjamin. Motion Carried. Commissioner Floyd Rogalski will continue to service as District President and Commissioner Hartwig Vatheuer will continue to service as Vice President/Secretary.

### **Approval of Minutes:**

Action: A motion to approve the minutes of the January 18, 2021 Regular Meeting was made by Commissioner Benjamin and seconded by Commissioner Nicholson. Motion carried.

### **Public Comments/Announcements/Correspondence:**

None.

### **Operations Report:**

The Commissioners reviewed the written operations report and operating statistics for January 2021. There were 72 transports in January; 3 transports more than the monthly budget. The ambulances are running well and all but one of the staff have had the COVID-19 vaccine. Geoff has been using some part-time EMT's for back filling the upper Kittitas County and lower Kittitas County vaccine clinics. The crews continue to help out

daily at the COVID-19 testing clinic in Cle Elum calling patients with their test results and documenting the phone call in the Cerner electronic medical records system. Medic One's winter operations with Snoqualmie Pass Fire and Rescue continue to go well. There were 34 calls for assistance from Snoqualmie Pass in January. Geoff is working with Grant Writer Mitchell Rhodes who is coordinating a grant application with Representative Ybarra's office seeking state funds to assist in the construction of the ambulance station. The commissioners gave approval for Geoff to offer paramedic education to two staff members. Funding for this training was included in the 2020 budget.

### **Superintendent's Report:**

The Commissioners reviewed the written superintendent's report. In addition to the superintendent's report, Julie advised that upper county Covid-19 testing on weekends has shifted from the Cle Elum Family Medicine Clinic to the Cle Elum Urgent Care Clinic due to the low number of patient wanting to be tested on the weekends.

### **Ancillary Report:**

The Commissioners reviewed the written ancillary report.

### **Finance Report:**

The financial statements for January 2021 were reviewed by the Commissioners. The review included a review of actual versus budgeted revenue and expense variances. January transports of 72 exceeded the budget by 3 transports. January transports of 72 were 10 transports more than the prior year. Average charges per transport was below budget by \$318 per transport which was the reason for a negative transport revenue variance of \$16,322. January contractual adjustments were below budget by \$7,361. January expenses were below budget in nearly every budget category. Total expenses were below budget by \$18,328. Medic One reported a positive Net Income of \$11,952 for January compared to budgeted Net Income of \$1,661; a positive variance of \$10,291.

Action: A motion to approve the checks for January was made by Commissioner Benjamin and seconded by Commissioner Nicholson. Motion carried.

### **Ambulance Station:**

Ron provided a verbal report regarding ambulance station construction. Ron advised that there will be some charges for the station paid in January, February and March because the contractor T.W. Clark will be locking in agreements with subcontractors.

### **New Business:**

The District received only one applicant to replace Commissioner Becker. The applicant is Carrie Youngblood, former HR Director of Hospital District 1. Carrie is an upper county resident, is well qualified and is passionate about upper county health and welfare. Julie, Rhonda, and Scott were very supportive of Carrie's application to become a commissioner. Commissioner Benjamin moved that Carrie Youngblood be nominated to be a Hospital District 2 Commissioner. Commissioner Nicholson seconded the

nomination. Motion carried. Commissioner Rogalski will notify Carrie that she is the new Hospital District 2 Commissioner.

The next regular meeting date: March 15, 2021 at KVH Family Medicine, Cle Elum or possibly via telephone or Zoom.

**Executive Session:**

There was no executive session.

**Announcements:**

There being no further business the regular meeting was adjourned at 7:19 pm by Commissioner Rogalski.

## Operation's Manager Report – February 2021

	February 2021	February 2020
Calls for Service	120	110
Patient Count	83	80
Patient Transports	61	65
Patient Refusals	9	9
Year to Date Transports	133	125
Station #73 Transports	24	
Station # 99 Transports	33	
M992 At Snow Pass	4	

### PERSONNEL

I have been using some part-time EMT's for back filling the upper county and lower county vaccine clinics. These hours may be paid back thru the FEMA vaccine reimbursement program. We had 96 hours of probationary medic training in January 2021.

### APPARATUS

All apparatus has been working well. M6 or M5 continue to be used for the Snoqualmie Pass 12-hour shifts on Saturday and Sunday. I have finalized the specifications for our M9 build, there will be some very minor changes from the M8 build, delivery is expected to be late December 2021 after a 30-day rent back program.

Year	Unit	Beg ODO	End ODO	Miles	Location	Comments
2019	M8	20,713	23,959	3,246	Station 99	1 <sup>st</sup> Out
2018	M7	57,916	61,033	3,117	Station 73	1 <sup>st</sup> Out
2016	M6	114,558	115,059	501	Station 73	Backup
2016	M5	134,389	134,613	224	Station 99	Backup
Total Miles				7,088		

### MISCELLANES

- The single resource Medic at Snoqualmie Pass on the weekends have been busy with 34 calls for assistance in February 2021. Chief Jay Wiseman and his board have been very supportive and excited that the agency has been putting resources at the pass.
- The crews continue to help out daily at the COVID-19 clinic in Cle Elum calling patients with their results and documenting it in their medical record, the test volume has been decreasing over the last month.
- I have been helping the vaccine branch give vaccine to our home bound residents thru out the district.
- January overlapping calls were 29.93% or 44 calls, February overlapping calls were 41.67% or 50 calls.
- February Level Zero Hours = 7.8

## Kittitas County Hospital District #2

### Patient Transport Count per Destination - 2021

Hospital	YTD	Jan	Feb	Mar
Central Washington Hospital	0	0		
Harborview	6	4	2	
KVH	97	53	44	
Snoqualmie Valley Hospital	8	4	4	
Swedish Issaquah	12	7	5	
Virginia Mason	0	0		
Yakima Regional	0	0		
Yakima Memorial	2	2		
Childrens	1	0	1	
University of Washington	1	0	1	
Valley Renton	1	1		
Overlake	5	3	2	

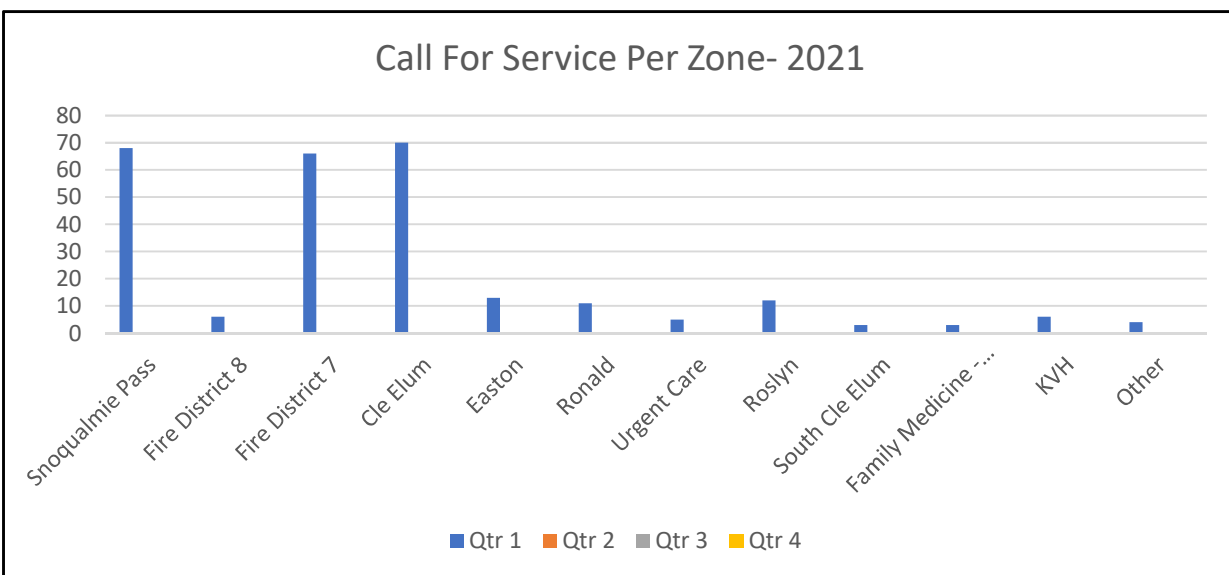
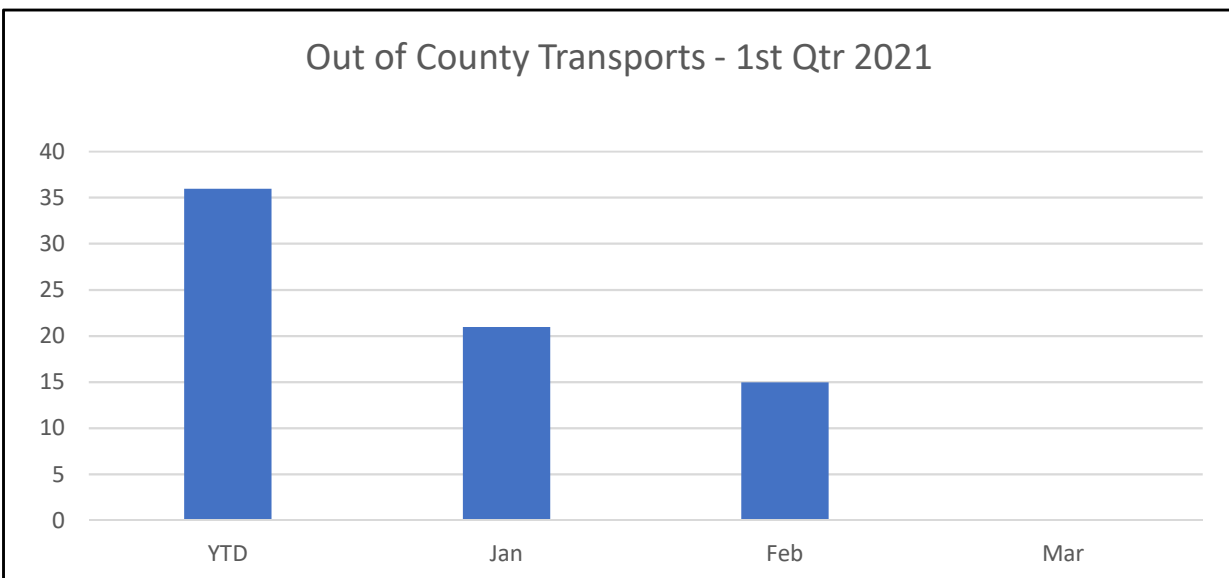
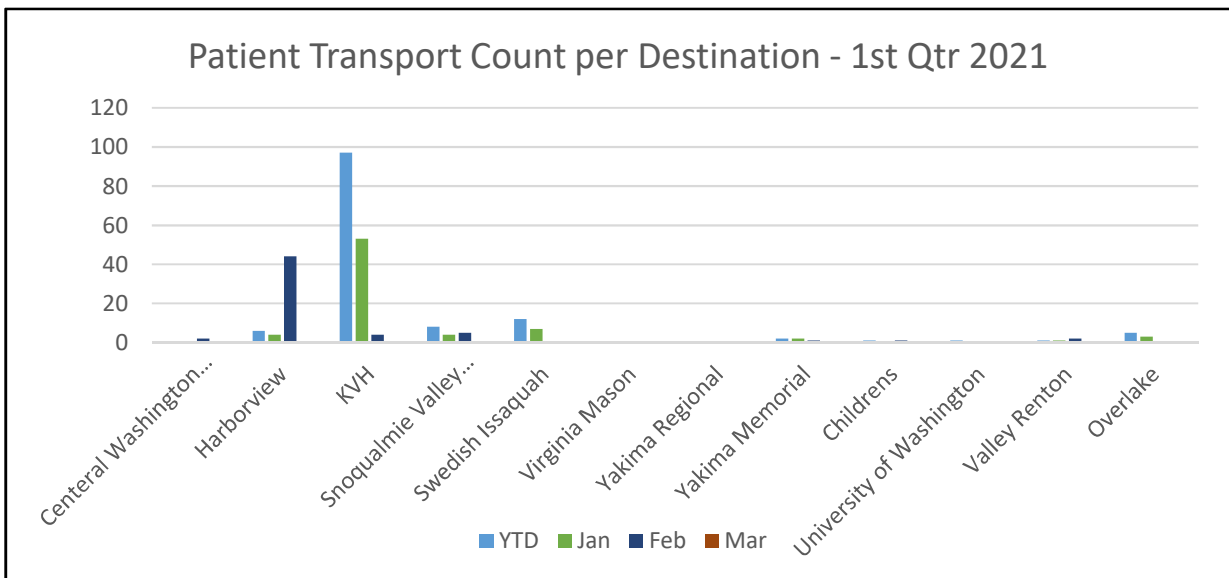
	YTD	Jan	Feb	Mar
Out of County Transports	36	21	15	

### Call For Service Per Zone

Zone	YTD	Jan	Feb	Mar
Snoqualmie Pass	68	34	34	
Fire District 8	6	2	4	
Fire District 7	66	45	21	
Cle Elum	70	33	37	
Easton	13	8	5	
Ronald	11	6	5	
Urgent Care	5	1	4	
Roslyn	12	7	5	
South Cle Elum	3	2	1	
Family Medicine - Cle Elum	3	2	1	
KVH	6	5	1	
Other	4	2	2	

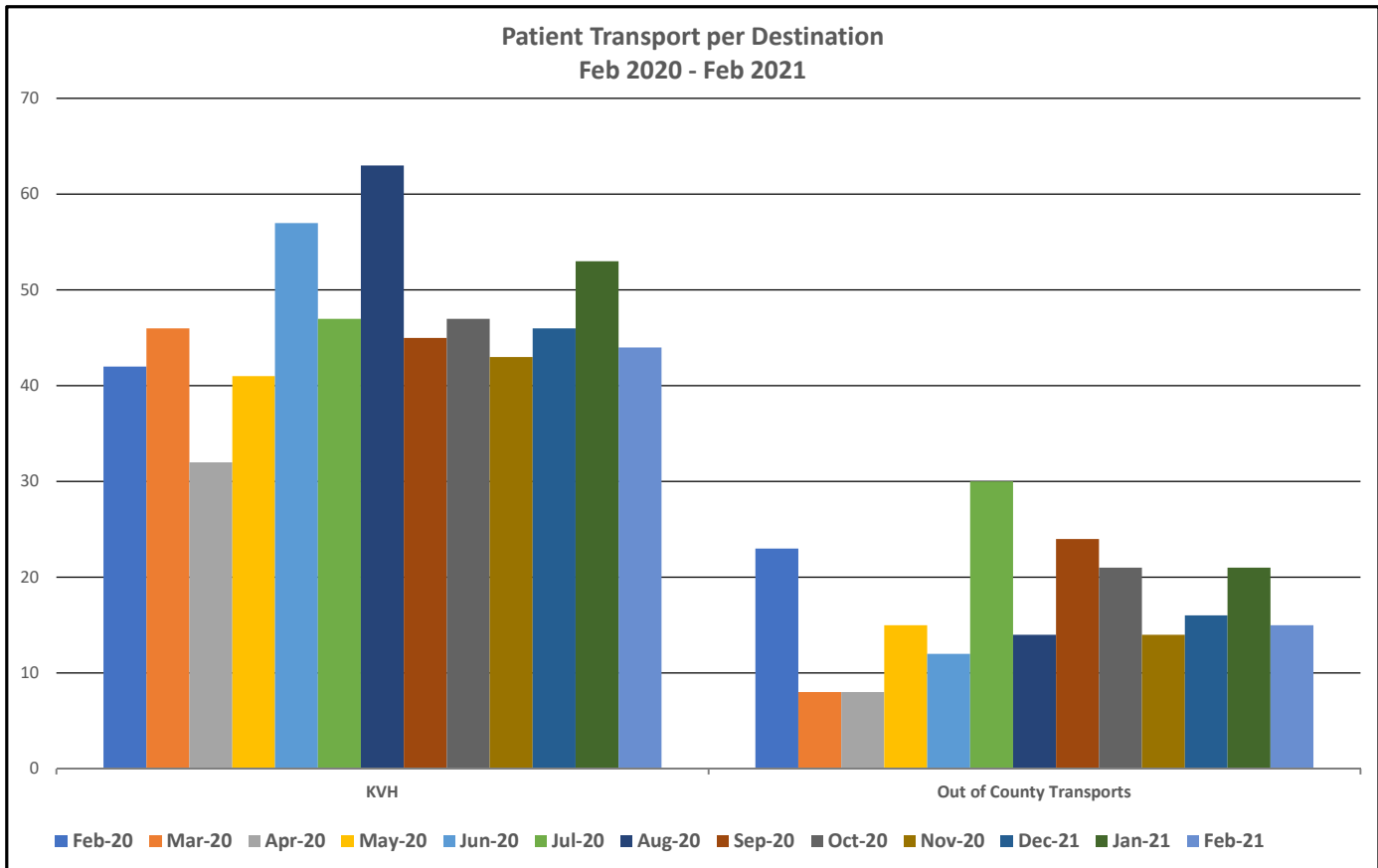
Zone	YTD	Qtr 1	Qtr 2	Qtr 3	Qtr 4
Snoqualmie Pass	68	68	0	0	0
Fire District 8	6	6	0	0	0
Fire District 7	66	66	0	0	0
Cle Elum	70	70	0	0	0
Easton	13	13	0	0	0
Ronald	11	11	0	0	0
Urgent Care	5	5	0	0	0
Roslyn	12	12	0	0	0
South Cle Elum	3	3	0	0	0
Family Medicine - Cle Elum	3	3	0	0	0
KVH	6	6	0	0	0
Other	4	4	0	0	0

Comments:



### Patient Transport per Destination

Hospital	Feb-20	Mar-20	Apr-20	May-20	Jun-20	Jul-20	Aug-20	Sep-20	Oct-20	Nov-20	Dec-21	Jan-21	Feb-21
Central Washington Hospital	1	1	0	0	2	1	0	0	0	0	0	0	0
Harborview	2	0	1	1	3	4	3	1	3	4	6	4	2
Snoqualmie Valley Hospital	8	0	0	1	0	1	1	1	0	0	0	4	4
Swedish Issaquah	8	6	3	6	4	13	6	10	12	6	3	7	5
Virginia Mason	1	0	1	0	0	1	0	1	0	0	0	0	0
Yakima Regional	0	0	0	0	0	0	0	0	0	0	0	0	0
Yakima Memorial	1	1	1	1	1	3	0	5	0	3	4	2	0
Children's	0	0	0	1	0	0	0	2	0	0	0	0	1
University of Washington	0	0	0	1	0	1	0	0	3	0	0	0	1
Other	0	0	0	0	0	2	2	0	0	0	0	1	0
Overlake	2	0	2	0	2	4	2	4	3	1	3	3	2
KVH	42	46	32	41	57	47	63	45	47	43	46	53	44
Out of County Transports	23	8	8	15	12	30	14	24	21	14	16	21	15



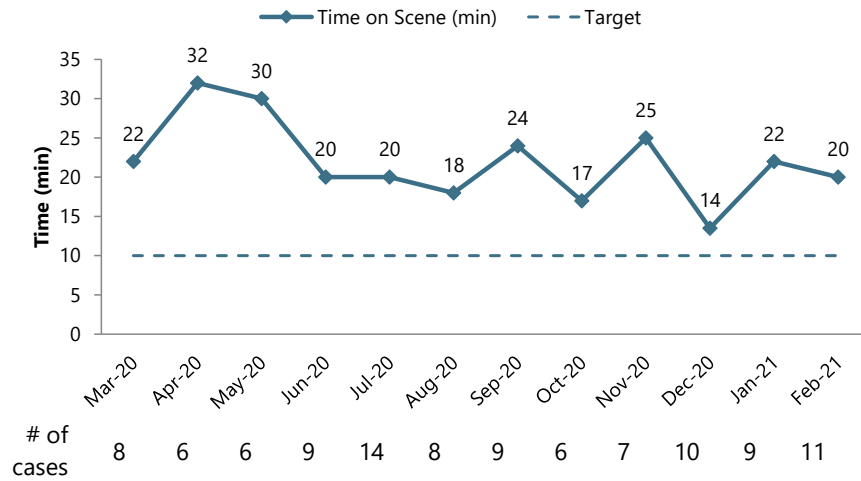


# Kittitas County Public Hospital District No. 2

## Quality Metrics

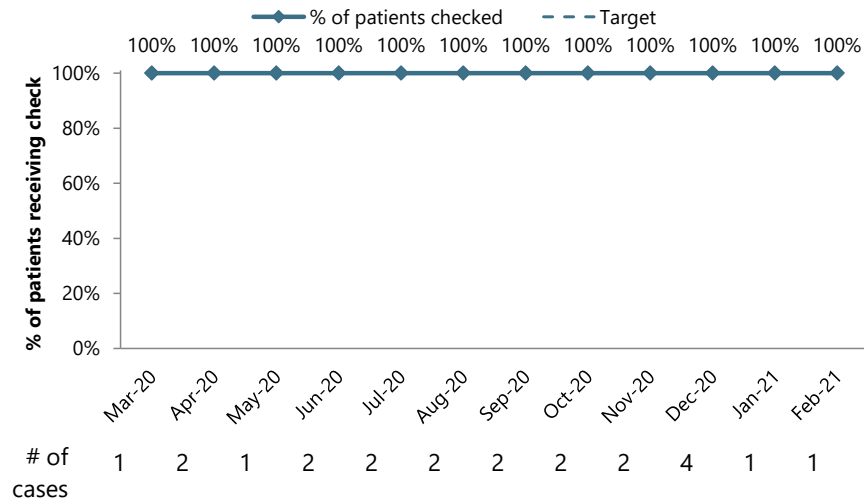
### Time on Scene

for trauma patients



### Glucose Checked

for patients with stroke symptoms





## **SUPERINTENDENT'S REPORT – Julie Petersen**

**March 2021**

### **COVID 19 Vaccine**

Our access to vaccine continues to be both unpredictable and erratic. We have very low primary vaccine inventories going into the week of March 8<sup>th</sup>. The Johnson & Johnson (J&J) vaccine is beginning to become available. While J&J is a single dose and does not require ultra-cold storage, the ten dose vial has a shelf life of only two hours once it is punctured.

### **Other COVID Related Issues**

March 5<sup>th</sup> marked the one year anniversary of the first case of COVID in Kittitas County.

The CDC is releasing additional guidance for people considered fully vaccinated (two weeks after final dose) that includes the ability to meet with others in that cohort without masking or social distancing.

Ancillary Services report to Hospital District #2 Board of Commissioners  
March 2021

**Ancillary Service Operation Report:**

**Covid-19 Clinic Testing:**

FMC is testing 8-20 patients per day Monday - Friday and the Urgent Care is testing 3-8 per day on the weekends. Swabs are sent to our reference lab (Lab Corp) and results are returning within 36 hours.

**Vaccination Clinics:**

Like many other KVH and Medic One staff, I am continuing to work at the Cle Elum COVID-19 Vaccination Clinic. We had a clinic on March 10<sup>th</sup> and March 12<sup>th</sup> and hope to have more Moderna vaccine available for initial vaccination in the coming weeks.

**Cle Elum Physical Therapy:**

Our therapists have been quite busy providing care to NW PT patients after the devastating fire on February 20<sup>th</sup>. So far we have had 15 patients transfer care to us.

**Ancillary Services in Ellensburg:**

Imaging and Cardiopulmonary staff are excitedly preparing for the arrival of Cardiologist Dr. Hoppe and expanding the services offered at KVH in both departments as Dr. Zammit grows his Vascular Lab services.

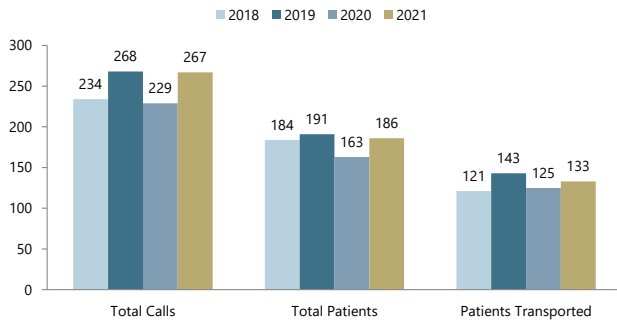
**Hospice Friends Fundraisers:**

The annual Tree of Love fundraiser for Hospice Friends was held on February 27<sup>th</sup> and I do not yet know the total funds raised. They have another fundraiser on March 27<sup>th</sup>, an online concert with musician Lyle Ronglien. I will send information on how to access the concert when I receive it from Hospice Friends.

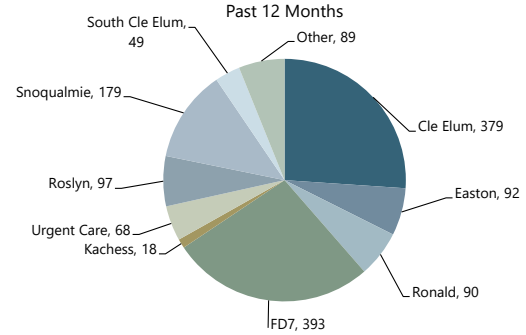
Respectfully submitted by Rhonda Holden, MSN, CENP

## Kittitas County Public Hospital District No. 2

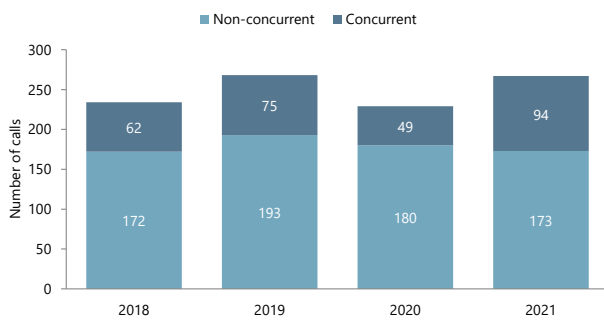
### Volumes, YTD



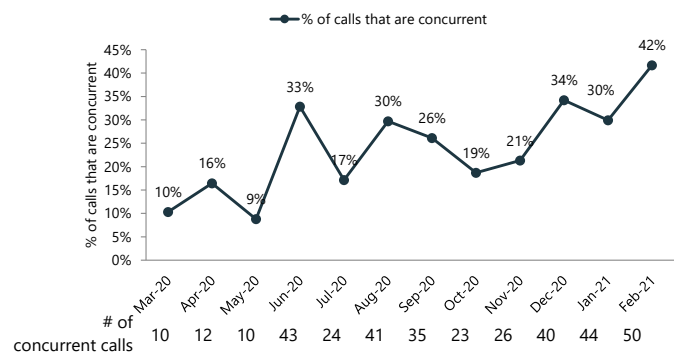
### Calls by Zone



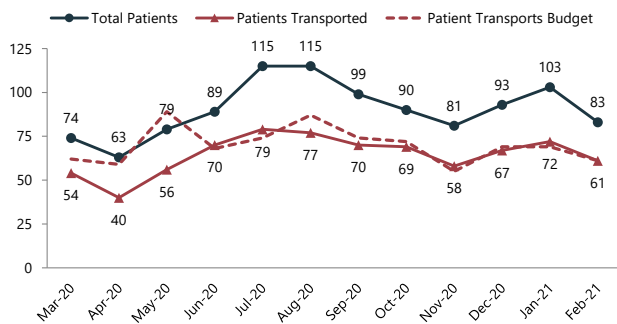
### Concurrent Calls, YTD



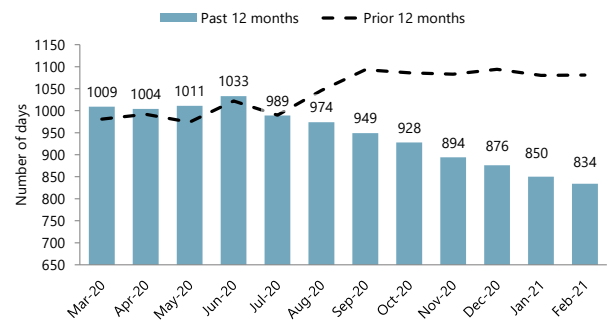
### Concurrent Calls



### Patients and Transports



### Days Cash on Hand



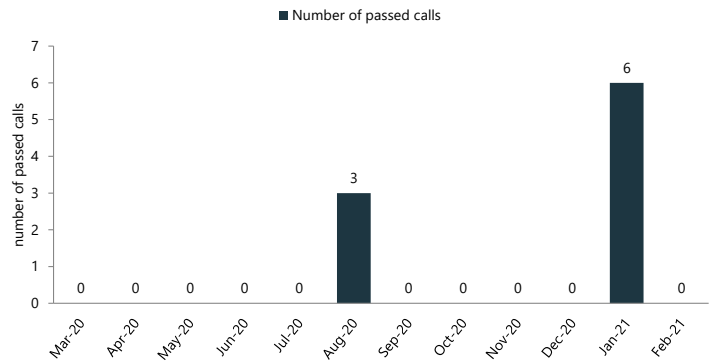
## Kittitas County Public Hospital District No. 2

### Turnout Time - Dispatch to Enroute

3/1/2020 to 2/28/2021

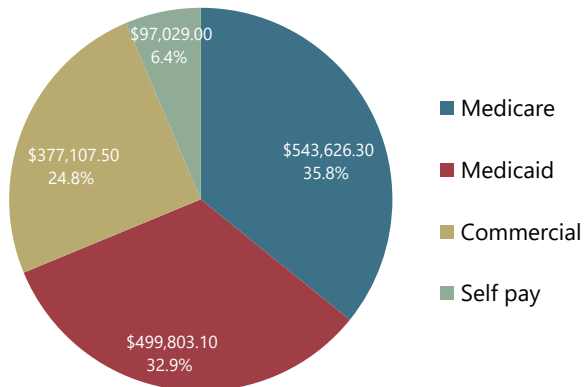
Apparatus	Responses	Turnout Time
A511 (CEFD)	1	4:57
<i>CEFD Overall</i>	<i>1</i>	<i>4:57</i>
A731 (FD7)	1	0:34
<i>FD7 Overall</i>	<i>1</i>	<i>0:34</i>
M931(HD2)	539	2:17
M932 (HD2)	17	1:20
M991 (HD2)	761	2:06
M992 (HD2)	47	2:47
<i>HD2 Overall</i>	<i>1364</i>	<i>2:11</i>

### Passed Calls



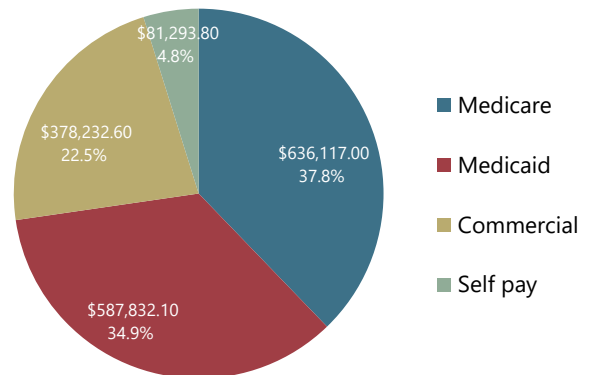
### Payor Mix by Charges

10/1/2019 to 9/30/2020



### Payor Mix by Charges

7/1/2018 to 6/30/2019



Kittitas County Hospital Dist 2  
Statement of Revenue and Expense

MEDICAL BILLABLE RUNS	61	61	0	133	130	3	127
AVERAGE CHARGE PER RUN	1,962	2,245	(283)	1,917	2,220	(303)	2,012
	Current Month			Year to Date			Prior
	Actual	Budget	Variance	Actual	Budget	Variance	YTD
INTEREST INCOME	268	100	168	1,018	200	818	11,614
RENTAL INCOME	23,719	23,719	(0)	47,438	47,436	1	46,478
OTHER OPERATING REVENUE	0	0	0	0	0	0	500
AMBULANCE REVENUE	119,688	136,939	(17,251)	254,979	288,552	(33,573)	255,478
<b>TOTAL REVENUE</b>	<b>143,675</b>	<b>160,758</b>	<b>(17,083)</b>	<b>303,435</b>	<b>336,188</b>	<b>(32,754)</b>	<b>314,069</b>
CONTRACTUAL ADJUSTMENTS	46,080	53,694	(7,614)	98,167	113,142	(14,975)	100,658
BAD DEBT	6,942	6,690	252	14,383	14,097	286	13,412
CHARITY CARE	0	305	(305)	0	606	(606)	0
<b>DEDUCTIONS FROM REVENUE</b>	<b>53,022</b>	<b>60,689</b>	<b>(7,667)</b>	<b>112,550</b>	<b>127,845</b>	<b>(15,295)</b>	<b>114,071</b>
<b>NET OPERATING REVENUE</b>	<b>90,653</b>	<b>100,069</b>	<b>(9,416)</b>	<b>190,885</b>	<b>208,343</b>	<b>(17,458)</b>	<b>199,999</b>
SALARIES AND WAGES	88,125	92,122	(3,997)	185,120	194,052	(8,932)	165,461
EMPLOYEE BENEFITS	29,760	32,139	(2,379)	58,632	65,592	(6,960)	49,106
PROFESSIONAL FEES	2,036	1,265	771	2,036	2,528	(492)	14,731
SUPPLIES	11,471	11,442	29	21,525	23,200	(1,675)	27,500
UTILITIES	2,544	2,652	(108)	4,637	5,307	(670)	5,473
PURCHASED SERVICES	19,525	25,393	(5,868)	40,816	49,496	(8,680)	49,196
CEUCC SUBSIDY EXPENSE	15,935	15,935	(0)	31,869	31,865	4	31,244
DEPRECIATION	23,362	27,430	(4,068)	49,232	54,868	(5,636)	52,052
INSURANCE	3,274	2,517	757	6,548	5,035	1,513	4,181
LICENSES AND TAXES	939	1,250	(311)	2,077	2,500	(423)	1,847
INTEREST EXPENSE	10,809	10,809	0	21,619	21,622	(3)	23,217
TRAVEL AND EDUCATION	2,106	2,909	(803)	2,106	5,824	(3,718)	5,381
OTHER DIRECT EXPENSES	544	817	(273)	2,731	1,637	1,094	1,852
<b>EXPENSES</b>	<b>210,430</b>	<b>226,680</b>	<b>(16,250)</b>	<b>428,948</b>	<b>463,526</b>	<b>(34,577)</b>	<b>431,241</b>
<b>OPERATING INCOME (LOSS)</b>	<b>(119,777)</b>	<b>(126,611)</b>	<b>6,834</b>	<b>(238,063)</b>	<b>(255,182)</b>	<b>17,119</b>	<b>(231,242)</b>
TAX LEVY INCOME	134,862	130,238	4,624	265,099	260,470	4,629	246,106
NON-OPERATING BOND ISSUE C	0	0	0	0	0	0	0
<b>NET INCOME (LOSS)</b>	<b>15,084</b>	<b>3,627</b>	<b>11,457</b>	<b>27,036</b>	<b>5,288</b>	<b>21,748</b>	<b>14,864</b>
DAYS CASH ON HAND	834.0						
AR DAYS	70.6						
CURRENT RATIO	10.44						
COMMITTED CAPITAL FUNDS:							
AMBULANCE GARAGE	4,140,307						
TOTAL COMMITTED FUNDS	4,140,307						
PROJECTS IN PROGRESS	1,009,564						
COMMITTED FUNDS BALANCE	3,130,743						
TW CLARK TOTAL CONTRACT	2,589,000						
TOTAL PAID	459,129						
TW CLARK BALANCE	2,129,871						
DAYS CASH AFTER COMMITTED	171						

Kittitas County Hospital Dist 2  
Statement of Revenue and Expense

MEDICAL BILLABLE RUNS	61	61	0	133	130	3	127
AVERAGE CHARGE PER RUN	1,962	2,245	(283)	1,917	2,220	(303)	2,012
	Current Month			Year to Date			Prior
	Actual	Budget	Variance	Actual	Budget	Variance	YTD
INTEREST INCOME	0	0	0	0	0	0	0
RENTAL INCOME	0	0	0	0	0	0	0
OTHER OPERATING REVENUE	0	0	0	0	0	0	500
AMBULANCE REVENUE	119,688	136,939	(17,251)	254,979	288,552	(33,573)	255,478
<b>TOTAL REVENUE</b>	<b>119,688</b>	<b>136,939</b>	<b>(17,251)</b>	<b>254,979</b>	<b>288,552</b>	<b>(33,573)</b>	<b>255,978</b>
CONTRACTUAL ADJUSTMENTS	46,080	53,694	(7,614)	98,167	113,142	(14,975)	100,658
BAD DEBT	6,942	6,690	252	14,383	14,097	286	13,412
CHARITY CARE	0	305	(305)	0	606	(606)	0
<b>DEDUCTIONS FROM REVENUE</b>	<b>53,022</b>	<b>60,689</b>	<b>(7,667)</b>	<b>112,550</b>	<b>127,845</b>	<b>(15,295)</b>	<b>114,071</b>
<b>NET OPERATING REVENUE</b>	<b>66,666</b>	<b>76,250</b>	<b>(9,584)</b>	<b>142,429</b>	<b>160,707</b>	<b>(18,278)</b>	<b>141,907</b>
SALARIES AND WAGES	88,125	91,499	(3,374)	185,157	192,804	(7,647)	163,797
EMPLOYEE BENEFITS	29,760	32,091	(2,331)	58,635	65,500	(6,865)	48,977
PROFESSIONAL FEES	0	0	0	0	0	0	0
SUPPLIES	11,447	11,439	8	21,501	23,194	(1,693)	27,500
UTILITIES	2,416	2,499	(83)	4,470	5,000	(530)	5,284
PURCHASED SERVICES	4,455	13,752	(9,297)	18,719	27,498	(8,779)	31,311
CEUCC SUBSIDY EXPENSE	0	0	0	0	0	0	0
DEPRECIATION	10,737	13,196	(2,459)	22,630	26,396	(3,766)	24,999
INSURANCE	721	649	72	1,442	1,304	137	1,046
LICENSES AND TAXES	939	1,250	(311)	2,077	2,500	(423)	1,847
INTEREST EXPENSE	0	0	0	0	0	0	0
TRAVEL AND EDUCATION	2,106	2,893	(787)	2,106	5,790	(3,684)	5,251
OTHER DIRECT EXPENSES	0	57	(57)	0	114	(114)	0
<b>EXPENSES</b>	<b>150,707</b>	<b>169,325</b>	<b>(18,618)</b>	<b>316,737</b>	<b>350,101</b>	<b>(33,364)</b>	<b>310,012</b>
<b>OPERATING INCOME (LOSS)</b>	<b>(84,041)</b>	<b>(93,075)</b>	<b>9,034</b>	<b>(174,308)</b>	<b>(189,394)</b>	<b>15,086</b>	<b>(168,105)</b>
TAX LEVY INCOME	63,253	62,947	306	126,199	125,890	309	118,907
NON-OPERATING BOND ISSUE C	0	0	0	0	0	0	0
<b>NET INCOME (LOSS)</b>	<b>(20,788)</b>	<b>(30,128)</b>	<b>9,340</b>	<b>(48,109)</b>	<b>(63,504)</b>	<b>15,396</b>	<b>(49,198)</b>

Kittitas County Hospital Dist 2  
Statement of Revenue and Expense

	Current Month			Year to Date			Prior
	Actual	Budget	Variance	Actual	Budget	Variance	YTD
INTEREST INCOME	268	100	168	1,018	200	818	11,614
RENTAL INCOME	23,719	23,719	(0)	47,438	47,436	1	46,478
OTHER OPERATING REVENUE	0	0	0	0	0	0	0
AMBULANCE REVENUE	0	0	0	0	0	0	0
<b>TOTAL REVENUE</b>	<b>23,987</b>	<b>23,819</b>	<b>168</b>	<b>48,456</b>	<b>47,636</b>	<b>820</b>	<b>58,092</b>
CONTRACTUAL ADJUSTMENTS	0	0	0	0	0	0	0
BAD DEBT	0	0	0	0	0	0	0
CHARITY CARE	0	0	0	0	0	0	0
<b>DEDUCTIONS FROM REVENUE</b>	<b>0</b>	<b>0</b>	<b>0</b>	<b>0</b>	<b>0</b>	<b>0</b>	<b>0</b>
<b>NET OPERATING REVENUE</b>	<b>23,987</b>	<b>23,819</b>	<b>168</b>	<b>48,456</b>	<b>47,636</b>	<b>820</b>	<b>58,092</b>
SALARIES AND WAGES	0	623	(623)	(37)	1,248	(1,285)	1,664
EMPLOYEE BENEFITS	0	48	(48)	(3)	92	(95)	130
PROFESSIONAL FEES	2,036	1,265	771	2,036	2,528	(492)	14,731
SUPPLIES	25	3	22	25	6	19	0
UTILITIES	128	153	(25)	167	307	(140)	189
PURCHASED SERVICES	15,069	11,641	3,428	22,097	21,997	100	17,885
CEUCC SUBSIDY EXPENSE	15,935	15,935	(0)	31,869	31,865	4	31,244
DEPRECIATION	12,625	14,234	(1,609)	26,602	28,472	(1,870)	27,053
INSURANCE	2,553	1,868	685	5,106	3,730	1,376	3,135
LICENSES AND TAXES	0	0	0	0	0	0	0
INTEREST EXPENSE	10,809	10,809	0	21,619	21,622	(3)	23,217
TRAVEL AND EDUCATION	0	16	(16)	0	34	(34)	129
OTHER DIRECT EXPENSES	544	760	(216)	2,731	1,523	1,208	1,852
<b>EXPENSES</b>	<b>59,724</b>	<b>57,355</b>	<b>2,369</b>	<b>112,211</b>	<b>113,424</b>	<b>(1,213)</b>	<b>121,229</b>
<b>OPERATING INCOME (LOSS)</b>	<b>(35,737)</b>	<b>(33,536)</b>	<b>(2,201)</b>	<b>(63,755)</b>	<b>(65,788)</b>	<b>2,033</b>	<b>(63,137)</b>
TAX LEVY INCOME	71,609	67,291	4,318	138,900	134,580	4,320	127,199
NON-OPERATING BOND ISSUE C	0	0	0	0	0	0	0
<b>NET INCOME (LOSS)</b>	<b>35,872</b>	<b>33,755</b>	<b>2,117</b>	<b>75,145</b>	<b>68,792</b>	<b>6,352</b>	<b>64,061</b>
DAYS CASH ON HAND	834.0						
AR DAYS	70.6						
CURRENT RATIO	10.44						
COMMITTED CAPITAL FUNDS:							
AMBULANCE GARAGE	4,140,307						
TOTAL COMMITTED FUNDS	4,140,307						
PROJECTS IN PROGRESS	1,009,564						
COMMITTED FUNDS BALANCE	3,130,743						
TW CLARK TOTAL CONTRACT	2,589,000						
TOTAL PAID	459,129						
TW CLARK BALANCE	2,129,871						
DAYS CASH AFTER COMMITTED	171						



## Kittitas County Hospital Dist 2

## Balance Sheet

	<u>Year to Date</u>	<u>Prior Year End</u>	<u>Change</u>
CASH	2,141,905	2,393,387	(251,483)
ACCOUNTS RECEIVABLE	227,556	230,191	(2,635)
TAXES RECEIVABLE	1,596,546	40,657	1,555,889
PREPAIDS	35,853	13,862	21,991
INVESTMENTS	3,066,254	3,073,167	(6,913)
<b>CURRENT ASSETS</b>	<b>7,068,114</b>	<b>5,751,265</b>	<b>1,316,849</b>
LAND	843,524	843,524	0
PROPERTY, PLANT, & EQUIPMENT	7,569,055	7,549,598	19,458
ACCUMULATED DEPRECIATION	(3,597,736)	(3,548,504)	(49,232)
<b>NON CURRENT ASSETS</b>	<b>4,814,844</b>	<b>4,844,618</b>	<b>(29,775)</b>
NET PENSION ASSET	528,878	528,878	0
DEFERRED OUTFLOWS	70,990	70,990	0
<b>ASSETS</b>	<b>12,482,825</b>	<b>11,195,751</b>	<b>1,287,074</b>
ACCOUNTS PAYABLE	39,578	123,734	(84,157)
INTEREST PAYABLE	32,699	11,080	21,619
ACCRUED PAYROLL	2,934	32,979	(30,045)
ACCRUED BENEFITS	94,085	76,606	17,479
CEUCC SUBSIDY PAYABLE	219,335	187,466	31,869
CURRENT PORTION REVENUE BOND - LTGO	288,551	288,551	0
<b>CURRENT LIABILITIES</b>	<b>677,182</b>	<b>720,416</b>	<b>(43,234)</b>
LONG TERM REVENUE BOND - LTGO	3,622,073	3,622,073	0
NET PENSION LIABILITY	13,772	13,772	0
DEFERRED INFLOWS - PENSION	630,310	630,310	0
DEFERRED INFLOWS - LEVY	1,303,271	(1)	1,303,273
<b>NONCURRENT LIABILITIES</b>	<b>5,569,426</b>	<b>4,266,154</b>	<b>1,303,273</b>
<b>LIABILITIES</b>	<b>6,246,608</b>	<b>4,986,570</b>	<b>1,260,038</b>
NET INCOME (LOSS)	27,036	(0)	27,036
UNRESTRICTED FUND BALANCE	6,209,181	6,209,181	0
<b>FUND BALANCE</b>	<b>6,236,217</b>	<b>6,209,181</b>	<b>27,036</b>
<b>TOTAL LIABILITIES AND NET POSITION</b>	<b>12,482,825</b>	<b>11,195,751</b>	<b>1,287,074</b>

## Kittitas County Hospital Dist 2

## Statement of Cash Flows

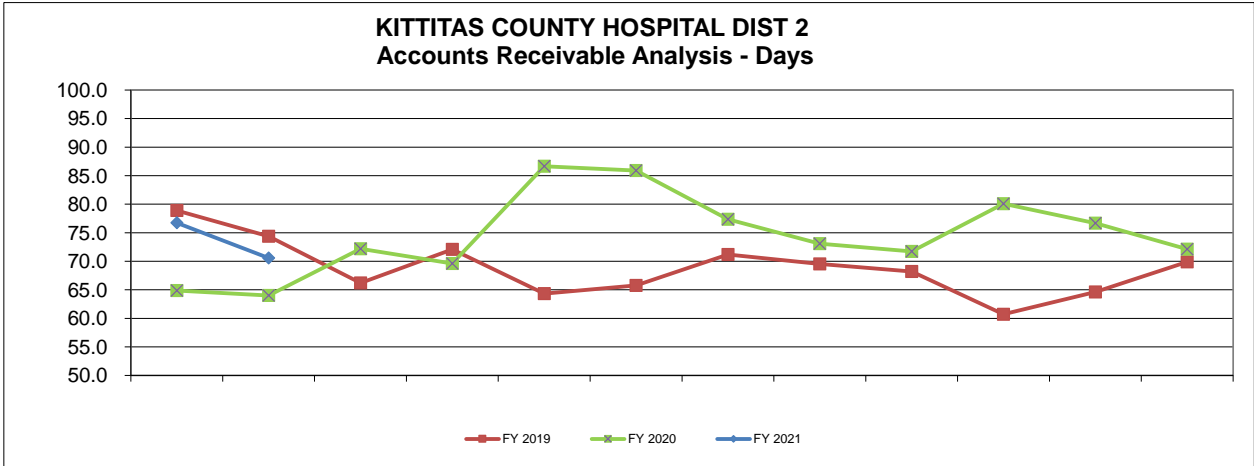
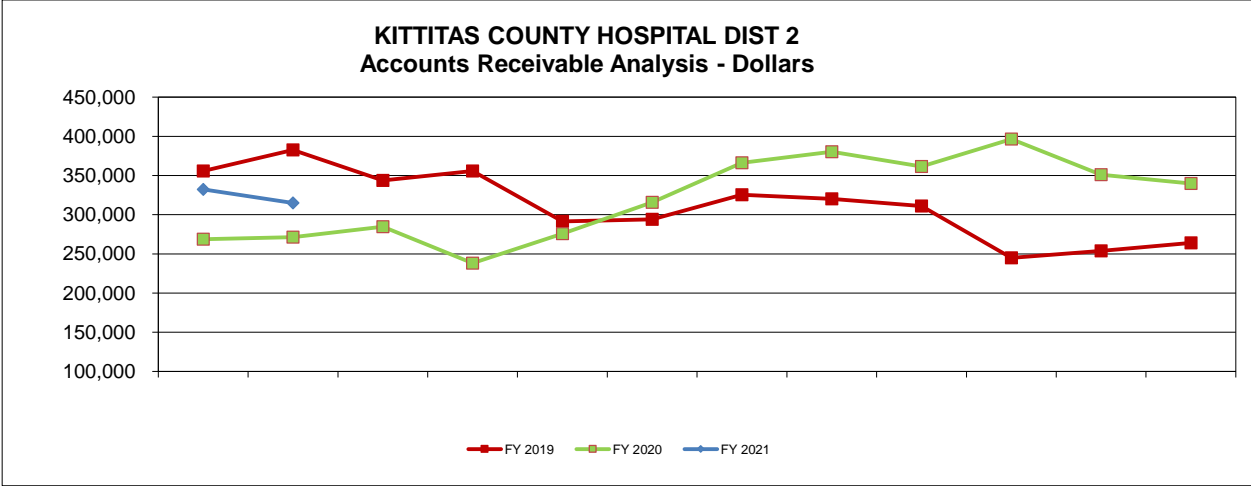
---

	<u>CASH</u>
NET BOOK INCOME	27,036
<b>ADD BACK NON-CASH EXPENSE</b>	
DEPRECIATION	49,232
<b>NET CASH FROM OPERATIONS</b>	<b>76,268</b>
<b>CHANGE IN CURRENT ASSETS</b>	
PATIENT ACCOUNTS AND OTHER RECEIVABLES	2,635
PROPERTY TAX RECEIVABLE	(1,555,889)
PREPAID EXPENSE	(21,991)
<b>TOTAL CHANGE IN CURRENT ASSETS</b>	<b>(1,575,245)</b>
PURCHASE OF PROPERTY, PLANT & EQUIPMENT	(19,458)
NET PENSION ASSET	0
DEFERRED OUTFLOWS	0
INCREASE IN INVESTMENTS	6,913
PROCEEDS FROM SALE/MATURITY OF INVESTMENTS	
<b>TOTAL CHANGE IN ASSETS</b>	<b>(1,587,789)</b>
<b>CHANGES IN CURRENT LIABILITIES</b>	
ACCOUNTS PAYABLE	(84,157)
INTEREST PAYABLE	21,619
ACCRUED PAYROLL	(30,045)
ACCRUED BENEFITS	17,479
CEUCC SUBSIDY PAYABLE	31,869
<b>TOTAL CHANGE CURRENT LIABILITIES</b>	<b>(43,234)</b>
PRINCIPLE PAYMENT ON REVENUE BOND	0
NET PENSION LIABILITY	0
DEFERRED INFLOWS OF RESOURCES	1,303,273
<b>NET CHANGE IN CASH</b>	<b>(251,483)</b>
BEGINNING CASH ON HAND	2,393,387
<b>ENDING CASH ON HAND</b>	<b>2,141,905</b>



KITTITAS COUNTY HOSPITAL DIST 2  
Accounts Receivable Analysis

	Feb-21	Jan-21	Dec-20	Nov-20	Oct-20	Sep-20	Aug-20	Jul-20	Jun-20	May-20	Apr-20	Mar-20
<b>SYS DESIGN EMS</b>												
A/R Dollars	\$ 314,937	332,284	339,877	350,930	396,435	361,527	380,287	366,072	315,687	275,755	238,171	\$ 284,511
A/R Days	70.6	76.7	72.1	76.7	80.1	71.7	73.1	77.4	85.9	86.6	69.6	72





**KITTITAS COUNTY HOSPITAL DIST 2**

**BOARD MEETING FEBRUARY 2021 ACTIVITY**

**ACCOUNTS PAYABLE WARRANTS/ EFTS TO BE APPROVED**

**CHECK DATE:**

# 1 WARRANT NUMBERS:	11895	NET AMOUNT:	<b>295.57</b>	2-Feb-21
# 2 WARRANT NUMBERS:	11896-11939	NET AMOUNT:	<b>68,376.14</b>	8-Feb-21
# 3 WARRANT NUMBERS:	11940-11972	NET AMOUNT:	<b>78,911.20</b>	22-Feb-21
			<hr/> <b>147,582.91</b>	

**PAYROLL WARRANTS / EFTS TO BE APPROVED**

PPE 02-13-2021	NET AMOUNT:	<b>27,561.85</b>	19-Feb-21
		<hr/> <b>27,561.85</b>	

<b>TOTAL NET WARRANTS &amp; EFT'S</b>	<b>175,144.76</b>
---------------------------------------	-------------------

Kittitas County Hospital District #2  
Detailed Statement of Accounts Payable Transactions  
Month of February 2021




Account Class	Check No	Vendor	Amount
<b>Balance Sheet</b>	11906	DEPARTMENT OF RETIREMENT SYSTEMS	585.46
	11907	DEPARTMENT OF RETIREMENT SYSTEMS	796.13
	11908	DEPARTMENT OF RETIREMENT SYSTEMS	3326.41
	11913	J.J. WELCOME	1853.60
	11920	KITTCOM	12087.14
	11938	TW CLARK CONSTRUCTION, LLC	14382.36
	11947	DEPARTMENT OF RETIREMENT SYSTEMS	622.46
	11948	DEPARTMENT OF RETIREMENT SYSTEMS	3158.31
	11949	DIMARTINO ASSOCIATES	108.36
	11952	HUB INTERNATIONAL LLC	1255.83
	11952	HUB INTERNATIONAL LLC	16731.00
	11953	IAFF 4880	1278.23
	11955	KDA ARCHITECTURE INC	5075.40
	11970	THE CINCINNATI INSURANCE COMPANY	6916.00
<b>Employee Benefits</b>	11896	BETH WILLIAMS	15.00
	11896	BETH WILLIAMS	45.00
	11898	CAROL JACQUES	15.00
	11898	CAROL JACQUES	15.00
	11901	COLE GRAVEL	60.00
	11901	COLE GRAVEL	30.00
	11902	DAKODA FENTER	120.00
	11902	DAKODA FENTER	75.00
	11903	DEBBIE LOOSE	30.00
	11904	DENISON HOOD-LEWIS	30.00
	11904	DENISON HOOD-LEWIS	75.00
	11908	DEPARTMENT OF RETIREMENT SYSTEMS	2093.76
	11911	HARVEY SMITH	15.00
	11915	JAMES BRYAN	30.00
	11917	JASON BOITANO	15.00
	11918	JEFF BEATY	30.00
	11918	JEFF BEATY	15.00
	11919	JIM SCHOEGGL	15.00
	11919	JIM SCHOEGGL	15.00
	11924	LEE HADDEN	15.00
	11924	LEE HADDEN	45.00
	11926	MARK VAN MAREN	15.00
	11926	MARK VAN MAREN	15.00
	11927	MATT MCCABE	30.00
	11927	MATT MCCABE	75.00
	11928	MATT SCHAUER	15.00
	11930	NATE HENDERSON	60.00
	11930	NATE HENDERSON	15.00

**Professional Fees  
Supplies**

11934 SONYA VRAVES	15.00
11935 STEVE CHRISMAN	45.00
11935 STEVE CHRISMAN	45.00
11937 TOM WATKINS	15.00
11937 TOM WATKINS	15.00
11948 DEPARTMENT OF RETIREMENT SYSTEMS	1969.28
11971 VIMLY BENEFIT SOLUTIONS	19132.61
11966 STATE AUDITORS OFFICE	2035.80
11897 CARDINAL HEALTH 112, LLC	21.72
11897 CARDINAL HEALTH 112, LLC	281.69
11909 GALLS, LLC	55.92
11909 GALLS, LLC	121.29
11909 GALLS, LLC	58.13
11916 JAMES OIL CO., INC.	653.62
11916 JAMES OIL CO., INC.	541.63
11925 LIFE ASSIST, INC.	2.16
11925 LIFE ASSIST, INC.	432.00
11925 LIFE ASSIST, INC.	876.51
11925 LIFE ASSIST, INC.	90.27
11925 LIFE ASSIST, INC.	138.29
11925 LIFE ASSIST, INC.	463.41
11925 LIFE ASSIST, INC.	290.67
11925 LIFE ASSIST, INC.	197.79
11925 LIFE ASSIST, INC.	42.77
11932 OXARC INC	81.84
11936 TELEFLEX MEDICAL INC	280.26
11941 AMAZON	25.85
11941 AMAZON	88.54
11941 AMAZON	165.11
11941 AMAZON	84.54
11941 AMAZON	345.59
11941 AMAZON	18.81
11941 AMAZON	1515.98
11942 AMAZON	147.63
11942 AMAZON	36.67
11943 CARDINAL HEALTH 112, LLC	194.43
11943 CARDINAL HEALTH 112, LLC	251.44
11943 CARDINAL HEALTH 112, LLC	44.44
11943 CARDINAL HEALTH 112, LLC	49.32
11950 GALLS, LLC	243.14
11950 GALLS, LLC	93.41
11951 GEOFF SCHERER	487.33
11959 LIFE ASSIST, INC.	51.83
11959 LIFE ASSIST, INC.	265.53
11959 LIFE ASSIST, INC.	149.04
11964 OXARC INC	138.34
11964 OXARC INC	271.38
11964 OXARC INC	138.34
11967 STATE DEPARTMENT OF TRANSPORTATION	1698.72

Utilities	11968 STRYKER SALES CORP	1160.09
	11895 DISH NETWORK	295.57
	11899 CENTURYLINK	127.98
	11912 INLAND NETWORKS	91.76
	11912 INLAND NETWORKS	150.00
	11922 KITTITAS COUNTY FIRE DISTRICT #7	200.00
	11929 MCI	38.63
	11933 PUGET SOUND ENERGY	259.01
	11933 PUGET SOUND ENERGY	101.42
	11933 PUGET SOUND ENERGY	472.80
	11933 PUGET SOUND ENERGY	11.08
	11939 VERIZON	781.09
	11944 CITY OF CLE ELUM	110.01
	11944 CITY OF CLE ELUM	497.20
	11944 CITY OF CLE ELUM	135.16
	11957 KITTITAS COUNTY FIRE DISTRICT #7	200.00
	11965 PUGET SOUND ENERGY	86.77
	11965 PUGET SOUND ENERGY	449.37
	11965 PUGET SOUND ENERGY	31.38
	11965 PUGET SOUND ENERGY	243.07
	11965 PUGET SOUND ENERGY	11.08
Purchased Services	11900 CITY OF CLE ELUM FIRE DEPARTMENT	150.00
	11900 CITY OF CLE ELUM FIRE DEPARTMENT	200.00
	11905 DEPARTMENT OF LABOR & INDUSTRIES	50.80
	11914 JACKSON HORSLEY	400.00
	11921 KITTITAS COUNTY AUDITOR	3417.98
	11923 KITTITAS VALLEY HEALTHCARE	2217.26
	11923 KITTITAS VALLEY HEALTHCARE	5912.08
	11923 KITTITAS VALLEY HEALTHCARE	4794.26
	11923 KITTITAS VALLEY HEALTHCARE	7758.24
	11940 ALADTEC, INC.	3391.22
	11941 AMAZON	49.46
	11945 CLE ELUM HARDWARE & RENTAL	49.59
	11954 JACKSON HORSLEY	400.00
	11957 KITTITAS COUNTY FIRE DISTRICT #7	847.24
	11957 KITTITAS COUNTY FIRE DISTRICT #7	202.13
	11958 KITTITAS VALLEY HEALTHCARE	500.00
	11960 MCGUIRES LANDSCAPING & WINTER SVC LLC	650.70
	11961 MICROSOFT	445.50
	11961 MICROSOFT	15.12
	11962 MOUNTAIN AUTO PARTS	86.70
	11962 MOUNTAIN AUTO PARTS	20.51
	11969 SYSTEMS DESIGN	1768.45
	11972 YAKIMA ADJUSTMENT SERVICE INC	543.06
Travel & Education	11910 GEOFF SCHERER	88.92
	11951 GEOFF SCHERER	-0.78
	11951 GEOFF SCHERER	29.12
Other Direct Expenses	11956 KITTITAS COUNTY EMS & TRAUMA CARE COUNCIL	1989.00
	11931 NORTHERN KITTITAS CO TRIBUNE	45.00



11931 NORTHERN KITTITAS CO TRIBUNE	288.00
11946 DAILY RECORD	31.36
11963 NORTHERN KITTITAS CO TRIBUNE	<u>180.00</u>
	147,582.91



**Designation of Applicant's  
Agent Resolution 03-15-21-01**

Be it resolved by \_\_\_\_\_ of \_\_\_\_\_  
(Governing Body) (Public Agency)  
\_\_\_\_\_, \_\_\_\_\_ is hereby designated the authorized  
(Name of New Agent) (Title)  
representative and \_\_\_\_\_, \_\_\_\_\_ is designated  
(Name of Alternate) (Title)  
the alternate for and in behalf of \_\_\_\_\_, a public  
(Public Agency Name)  
agency established under the laws of the state of Washington.

The purpose of this designation as the authorized representative is to obtain federal and/or state emergency or disaster assistance funds. These representatives are authorized on behalf of the \_\_\_\_\_ to execute all contracts, certify completion of projects, request payments, and prepare all required documentation for funding requirements.

Passed and approved this \_\_\_\_\_ day of \_\_\_\_\_, 20\_\_\_\_\_.

_____ (Signature)	_____ (Title)	_____ (Signature)	_____ (Title)
_____ (Signature)	_____ (Title)	_____ (Signature)	_____ (Title)
_____ (Signature)	_____ (Title)	_____ (Signature)	_____ (Title)

**Certification**

I, \_\_\_\_\_, duly appointed and \_\_\_\_\_ of \_\_\_\_\_,  
(Name) (Title) (Public Agency)  
do hereby certify that the above is a true and correct copy of a resolution passed and approved by  
the \_\_\_\_\_ of \_\_\_\_\_ on the \_\_\_\_\_ day of \_\_\_\_\_, 20\_\_\_\_\_.  
(Governing Body) (Public Agency)

Date: \_\_\_\_\_

_____	_____
(Official Position)	(Signature)

### December 2020

Compiled by Jacob Darley; for tracking the month of December 2020 Patient Statistics

	Ellensburg	Cle Elum	Total
<b>Former Patient</b>	8	0	8
<b>New Patients</b>	3	1	4
<b>Total</b>	11	1	12

**Statistics Summary:** We treated more patients in December 2020 than we did in November 2020. Treatments and complaints included Rx Refills, Hypertension, Diabetes, Addiction, Hypothyroidism, Cough, post-COVID symptoms.

### Volunteer Statistics

Volunteer	Ellensburg	Cle Elum	Total
<b>Medical</b>	3	2	5
<b>Non-Medical</b>	8	2	10
<b>Partner</b>	8	4	12
<b>Total</b>	19	8	27

**Medical professionals include:** Dr. Cierra DeLay, Dr. Alaya, and Anna Parr (PA-C).

**Non-Medical Volunteers include** Omar Orellena, Courtne Green, Drew Liedtke, Alisha Liedtke, Molly Gebhart, Cameron Smith, and Adrienne Pinsoneault.

**Partner volunteer include:** Union Gospel Mission Clinic; Safeway; Fish Food Bank, Health District #2, Super One Pharmacy, KVVH, CHCW, Creekside Dental, United Way.

Week	Hours	Miles	Notes:
1	8.5	0	Clinic: Ellensburg 12.5
2	20	50.2	Clinic: Ellensburg 12.10, Cle Elum 12.12
3	4	0	Clinic: Ellensburg 12.19
4	2	0	No Clinics – Holiday
<b>Total</b>	<b>34.5</b>	<b>50.2</b>	

**Activity Summary:** I performed regular clinic activities over the month of December as well as executing the Don't Come Do Contribute Fundraiser.

### November 2020

Compiled by Jacob Darley; for tracking the month of November 2020 Patient Statistics

	Ellensburg	Cle Elum	Dental	Total
<b>Former Patient</b>	3	0	0	3
<b>New Patients</b>	4	1	0	5
<b>Total</b>	7	1	0	8

**Statistics Summary:** We have seen fewer patients that did in November. Treatments and complaints included Rx Refills, Hypertension, Diabetes, Sinus Infection, Dental Infection.

### Volunteer Statistics

Volunteer	Ellensburg	Cle Elum		Total
<b>Medical</b>	3	2		5
<b>Non-Medical</b>	8	2		10
<b>Partner</b>	8	4		12
<b>Total</b>	19	8		27

**Medical professionals include** Mara Fusfield (ARNP), Dr. DeLay, Dr. Alaya.

**Non-Medical Volunteers include:** Omar Orellena, Courtnie Green, Taylor Arndt, Drew Liedtke, Alisha Liedtke, Molly Gebhart, Cameron Smith, Jayme Zesiger,

**Partner volunteer include:** Union Gospel Mission Clinic; Safeway; Fish Food Bank, Health District #2, Super One Pharmacy, KVH, CHCW, Creekside Dental, United Way.

Week	Hours	Miles	Notes
1	11.5	0	Clinic: Ellensburg 11.7
2	9	50.2	Clinic: Ellensburg 11.12, Cle Elum 11.14
3	5.25	0	Clinic: Ellensburg 11.21
4	1.25	0	No Clinic – Thanksgiving Holiday
<b>Total</b>	27	50.2	

**Activity Summary:** I performed regular clinic activities over the month of November as well as analyzing demographics data from the last decade of clinic services and applying to the Kittitas Strong Grant.

### October 2020

Compiled by Jacob Darley; for tracking the month of October 2020 Patient Statistics

	Ellensburg	Cle Elum	Dental	Total
<b>Former Patient</b>	6	0	0	
<b>New Patients</b>	4	1	0	
<b>Total</b>	10	11	0	

**Statistics Summary:** We have seen fewer patients than in September. Treatments and complaints included Rx Refills, Hypertension, Diabetes, ingrown nails, suspected foreign body, and Dizziness.

### Volunteer Statistics

Volunteer	Ellensburg	Cle Elum		Total
<b>Medical</b>	3	2		5
<b>Non-Medical</b>	8	1		9
<b>Partner</b>	8	4		12
<b>Total</b>	19	7		26

**Medical professionals include** Mara Fusfield (ARNP), Anna Parr (PA-C), Carrisa Dahl (ARNP), Dr. Bowen, Dr. John Asriel

**Non-Medical Volunteers include:** Omar Orellena, Courtnie Green, Taylor Arndt, Drew Liedtke, Alisha Liedtke, Molly Gebhart, Joel Verkruyse, Cameron Smith, Jayme Zesiger,

**Partner volunteer include:** Union Gospel Mission Clinic; Safeway; Fish Food Bank, Health District #2, Super One Pharmacy, KVH, CHCW, Creekside Dental, United Way.

Week	Hours	Miles	Notes
1	4	0	Clinic: Ellensburg 10.3
2	7.5	50.2	Clinic: Ellensburg 10.8, Cle Elum 10.10
3	8	0	Clinic: Ellensburg 10.17
4	15.125	50.2	Clinic: Ellensburg 10.22, Cle Elum 10.24
<b>Total</b>	<b>34.625</b>	<b>100.4</b>	

**Activity Summary:** I performed regular clinic activities over the month of October as well as collecting and analyzing demographic data from the last decade and working with the fundraising committee.



All men and women should be screened for colorectal cancer. Your individual risk factors – such as ethnicity, lifestyle and family history – will determine when you should start getting checked. The American Cancer Society recently recommended that adults without a family history should begin colorectal cancer screening at age 45.

Family history plays an important role in determining your cancer risk. About 1 in 4 colorectal cancer patients have a family history of colorectal cancer.

Family history means any of the following are true:

At least one immediate family member (parent, brother, sister, child) was diagnosed under age 60.

Multiple second-degree relatives (grandparents, aunts, uncles, etc.) were diagnosed with colorectal cancer or advanced polyps (risk increases if diagnosed before age 50).

These genetic factors also increase your lifetime risk:

You have a cluster of family members diagnosed with colorectal cancer, referred to as familial colorectal cancer.

You inherit a harmful DNA mutation from a parent. This impacts approximately 5-7% of all colorectal cancer patients.

If family history increases your risk, your doctor will recommend earlier and more frequent screening. People with a family history of cancer should get screened at age 40 or 10 years before the youngest case in your immediate family, whichever is earlier.

Source: Colorectal Cancer Alliance

**Talk to your family  
and learn your  
family history.**

**Then share it with  
your doctor.**

March is Colorectal Cancer Awareness Month

**KVH General Surgery**

611 S Chestnut St | Ellensburg

509.962.7390 [kvhealthcare.org](http://kvhealthcare.org)



*KVH General Surgery welcomes*

## **Lauren Wikholm Meyer, MD**

Breast Cancer Surgical Specialist

"I treat each patient as I would care for my own family. Taking care of the whole person, not only the surgical issue, is important to me. I believe this makes a difference in the healing process. I educate my patients on all of their options and risks so we can make the best decision for them as an individual."

**KVH General Surgery**

**509.962.7390**

[kvhealthcare.org](http://kvhealthcare.org)



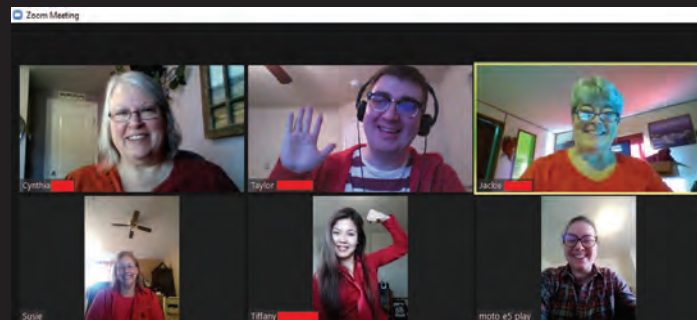




*Nutrition*



*Med Staff*



*Health Info Management*



*Orthopedics*



*Vascular*

Every year, more than 600,000 Americans die from heart disease. The number one cause of deaths for most groups, heart disease affects all ages, genders, and ethnicities. Risk factors include high cholesterol, high blood pressure, smoking, diabetes, and excessive alcohol use. You can take an active role in reducing your risk for heart disease by eating a healthy diet, engaging in physical activity, and managing your cholesterol and blood pressure. This is a great chance to start some heart-healthy habits!

## **We're working together with patients and families to promote heart-healthy lifestyles.**

**Eat right and move more.** That's nothing you haven't heard before. But what you may not realize is the amount of local resources available to you - healthcare experts who can help you get to where you want to be: active, healthy, and happy.

**Eat right:** Start with your **primary care provider** to measure your cholesterol and blood pressure. **Nutrition Services** can equip you for a healthy eating lifestyle you can stick with.



*Family Medicine - Cle Elum*

**Move more:** **General Surgery, Orthopedics** and **Physical Therapy**, can help you return to a full and active life. Circulatory problems and their impacts can be addressed with **Vascular** and **Wound Care**. **Neurology** deals with headaches, balance problems, vision problems, memory problems, and more.

These are just a few of the services available to help you on your quest to be healthy and active in 2021.

Talk to your provider today, and get the care you need, close to home.

**Thank you for entrusting us  
with your care.**

**KVH**   
Kittitas Valley Healthcare  
*Your Home for Health*

Calls for Assistance

120 February

267 YTD  
year-to-date

Patients Transported

61 February

133 YTD  
year-to-date

A service of  
Kittitas County  
Hospital District  
No. 2



ukcmedicone.org



*The professional ambulance service.*

**Our responder team is uniquely qualified to:**

Provide medications

Intubate to assist with breathing

Utilize 12-lead EKG monitoring to ID heart attacks and transmit information to the hospital before arrival

20% Volume Discount

**Size:**

**5 X 4"**

(#columns wide  
X inches tall)

**Run Date:**

March 11, 2021

Approved by (authorized signature):

**X**

Date:

AD REP: CASEY  
PRODUCTION: CASEY

☐ Approved WITH  
INDICATED CHANGES

☐ Approved AS SHOWN

Please sign &  
FAX back to  
509-674-5571  
or SCAN & EMAIL to  
ads@nkctribune.com

NORTHERN KITTITAS COUNTY  
**TRIBUNE**

Cle Elum, WA • 509-674-2511



Calls for Assistance

147 January

147 YTD  
year-to-date

Patients Transported

72 January

72 YTD  
year-to-date

A service of  
Kittitas County  
Hospital District  
No. 2



ukcmedicone.org



*The professional ambulance service.*

**Our responder team is uniquely qualified to:**

Provide medications

Intubate to assist with breathing

Utilize 12-lead EKG monitoring to ID heart attacks and transmit information to the hospital before arrival

20% Volume Discount

**Size:**

**5 X 4"**

(#columns wide  
X inches tall)

**Run Date:**

Feb. 11, 2021

Approved by (authorized signature):

**X**

Date:

AD REP: CASEY  
PRODUCTION: CASEY

☐ Approved WITH  
INDICATED CHANGES

☐ Approved AS SHOWN

Please sign &  
FAX back to  
**509-674-5571**  
or SCAN & EMAIL to  
ads@nkctribune.com

**NORTHERN KITTITAS COUNTY**  
**TRIBUNE**

Cle Elum, WA • 509-674-2511

+

**A4** THURSDAY, FEB. 11, 2021 ♦ NKC TRIBUNE

**VOICES**

# LETTERS

[www.TribMailbox.com](http://www.TribMailbox.com)

## GOOD DEEDS!



*Whatever it takes*







**Kittitas County currently has over 200 volunteers assisting with the COVID-19 vaccination effort.**

Photos courtesy of Kittitas County Incident Management Team

Kittitas County has received national attention for our COVID-19 vaccine efforts. The question repeatedly asked is: *"How come Kittitas County is so successful?"*

Our success is our community. Everyone in Kittitas County has come together to support this effort. Here are some examples of how our community responds differently than others.

**Multiple agencies come together to assist.** On Jan. 11, Community Health of Central Washington (CHCW) contacted their eligible patients to get vaccinated from their remaining supply. CHCW chose to work with the Incident Management Team early and that partnership has resulted in leveraging resources to help vaccinate as many people as possible.

On Feb. 3, Kittitas Valley Fire and Rescue (Rich Elliott) and Kittitas County Public Health Department (Kate Johnson) and community volunteer Erica Libenow worked with Brian Sorenson from Pacifica Senior Living to administer the last round of vaccines to Pacifica patients.

**Overwhelming willingness to help.** Kittitas County Chamber of Commerce Director Amy McGuffin has been coordinating the food for volunteers, which helps support local restaurants.

We've heard dozens of stories of people helping friends or loved ones get connected with an appointment or to register on the wait list.

**It's about whatever it takes to get the job done.** I have seen Ellensburg Chief of Police Ken Wade walk vaccine shots to the vaccinators and gather paperwork at our clinic. I have watched the CEO of Kittitas Valley Healthcare act as a greeter. I've watched registered nurses help with running paperwork or directing traffic in the parking lot. There is no job too big or too small. Their attitude is: whatever it takes.

The mantra of "whatever it takes" is what makes this community so special.



Children and their developing bodies and senses often need special attention. ENT specialists treat birth defects of the head and neck, developmental delays, ear infection, tonsils and adenoids, asthma and allergy, airway problems, and more.

A child may have difficulty hearing eating, breathing, or speaking. This can turn a caregiver's life upside-down as they try to soothe the child and get answers.

ENT specialists (otolaryngologists) treat ailments of the ears, nose, and throat in all children ranging from infants to young adults, when the ears, nose, or throat are not functioning properly.

ENT specialists see patients with a wide range of concerns, from ear infections to sinus infections, poor sleep, sore throats, and difficulty with speech, swallowing, and breathing.

The goal of an ENT specialist is to help the child to be well and put a smile on the face of the child and caregiver.

*Source: ENThealth.org*

# KIDS & ENT HEALTH



**KVH ENT & Allergy**

**509.933.8860**

located in the Medical Arts Center