



**Kittitas County Public Hospital District No. 2
BOARD OF COMMISSIONERS' MEETING**

January 20, 2020

6:30 p.m.

KVH Family Medicine – Cle Elum


AGENDA

- I. Introductions**
- II. Oath of Office**
 - a. Hartwig Vatheuer
 - b. Floyd Rogalski
 - c. Melissa Becker
- III. Approval of Agenda**
- IV. Approval of Minutes**
 - a. December 16, 2019 (Regular Meeting)*
 - b. January 6, 2020 (Special Meeting)*
- V. Public Comments/Announcements/Correspondence**
- VI. Reports:**
 - a. Operations Report (G. Scherer)
 - b. Ancillary Report (R. Holden)
 - c. Finance Report, Approval of Expenses* (S. Olander)
- VII. Old Business**
- VIII. New Business**
 - a. Astria Closure (R. Holden)
 - b. Next Meeting Date: February 17, 2019
- IX. Executive Session RCW 42.30.110**
- X. Adjournment**

Note: Upcoming Agenda Items
Medic One Unique Service - TBD
Open Door Clinic Quarterly Report

Key:

*Action Item





Kittitas County Public Hospital District #2

BOARD MEETING MINUTES

Meeting Date: Monday: December 16, 2019
Minutes of: Regular Meeting of the Board of Commissioners
Meeting Place: KVH Family Medicine Clinic, Cle Elum, WA
Minutes Submitted By: Scott Olander, Treasurer

Call to Order:

Regular Meeting: Call to order made by Commissioner Rogalski at 5:30 p.m.

Introductions:

Commissioners: Floyd Rogalski, Melissa Becker, Fred Benjamin, Kevin Nicholson and Hartwig Vatheuer. Superintendent: Julie Petersen; Treasurer: Scott Olander; Ancillary Operations: Rhonda Holden; EMS Manager: Geoff Scherer. Guest: Erik Dodge with KDA Architecture.

Approval of Agenda:

Action: A motion to approve the agenda was made by Commissioner Benjamin and seconded by Commissioner Vatheuer. Motion carried.

Approval of Minutes:

Action: A motion to approve the minutes as amended of the November 18, 2019 Regular Meeting was made by Commissioner Vatheuer and seconded by Commissioner Benjamin. Motion carried.

Public Comments/Announcements/Correspondence:

Ambulance Station:

Erik Dodge with KDA Architecture reviewed the Schematic Design of a 4 bay ambulance station. The review included a low/high cost estimate performed by Roen Associates. The total estimated low cost was \$4,999,901 and the total estimated high cost was \$5,709,226. There is a 10% design contingency in the low/high estimates.

The review included a project schedule, space program, review of the schematic design drawings and cost estimates for crew kitchen, crew laundry, conference room, gym, etc.

Commissioners are concerned about the station's projected cost and would like to explore options to reduce the costs.

Operations Report:

The Commissioners reviewed the written operations report and operating statistics for November 2019. Geoff Scherer reported that November transports exceeded budget by 2 transports. YTD we are now 19 transports below budget and 8 transports below the District's 2018 transports, a 1.1% negative variance. Geoff reported that all of the ambulances were working well in November.

Geoff provided a copy of a letter from the executive board of IAFF Local 4880 requesting that the Commissioners consider it an immediate priority to hire a full time EMT-IV to fill the last remaining position at station 93. The letter provided a number of reasons supporting their request.

Superintendent's Report:

Julie provided the following verbal report. Commissioners were invited to a District 1 and District 2 Holiday Gathering on December 17, 2019. Julie announced that District 1 has hired an ENT provider who will start work March 1, 2020. Lastly, Julie announced that the Cle Elum Clinic was awarded an AIMS grant award of \$245,000 from Premera/UW to implement integrated behavioral health model into the Cle Elum Clinic.

Finance Report:

The financial statements for November 2019 were reviewed by the Commissioners. The review included a review of actual versus budgeted revenue and expense variances. As noted in the Operations Report, November transports exceeded budget by 2 transports and YTD are now 19 transports below budget. The November average charge per transport was below the budgeted average charge per transport so transport revenue was below budget. YTD the average charge per transport exceeds budget so the YTD ambulance revenue still exceeds budget by \$12,553. 2019 Total Revenue through November is \$62,058 greater than budget and is \$160,898 greater YTD 2018 Total Revenue. YTD Deductions from revenue adjustments were \$250,036 below budget due to receipt of a GEMT payments from the Managed Care Medicaid Insurance Companies. Overall expenses for November were \$8,873 below budget and YTD are under budget by \$100,991. YTD Net Income is \$504,645 compared to budgeted YTD net income of \$34,943, a positive variance of \$469,702.

Action: A motion to approve the checks for November was made by Commissioner Vatheuer and seconded by Commissioner Nicholson. Motion carried.

Scott presented Ordinance Resolution No. 11-04-19-02 that increases the highest lawful levy for the Maintenance levy to 7.5% for calendar year 2020. Enacting this resolution will allow the district to collect an additional \$39,000 in levy funds related to the maintenance levy.

Action: A motion to approve Ordinance/Resolution No. 11-04-19-02 was made by Commissioner Vatheuer and seconded by Commissioner Nicholson. Motion carried.

Scott presented the proposed 2020 Operating Budget with Key Assumptions made to develop the 2020 Budget. The budget assumes total revenue of \$2,046,109, deductions

from revenue of \$885,760, total expenses of \$2,579,766, and total levy receipts of \$1,488,845 with a resulting in a net income of \$69,428.

Action: A motion to approve the 2020 Operating Budget was made by Commissioner Benjamin and seconded by Commissioner Nicholson. Motion carried.

Open Door Clinic:

No report.

Executive Session:

The Commissioners went into executive session at 7:20 p.m. for approximately 15 minutes to discuss real estate. The executive session ended at 7:34 p.m.

New Business:

Next regular meeting date: January 20, 2020 at KVH Family Medicine Cle Elum.

Announcements:

There being no further business the special meeting was adjourned at 7:35 p.m. by Commissioner Rogalski.



Kittitas County Public Hospital District #2

BOARD MEETING MINUTES

Meeting Date: Monday: January 6, 2020
Minutes of: Special Meeting of the Board of Commissioners
Meeting Place: KVH Family Medicine Clinic, Cle Elum, WA
Minutes Submitted By: Julie Petersen, Superintendent

Call to Order:

Special Meeting: Call to order made by Commissioner Rogalski at 6:30 p.m.

Present:

Commissioners: Floyd Rogalski, Melissa Becker, Fred Benjamin, Kevin Nicholson and Hartwig Vatheuer. Superintendent: Julie Petersen; Ancillary Operations: Rhonda Holden; EMS Manager: Geoff Scherer.

Approval of Minutes:

None

Public Comments/Announcements/Correspondence:

None

Ambulance Station:

The Commissioners used, as a basis for their discussion, a schematic of the future ambulance garage that included 8 ambulance bays and totaled 11,200 square feet. The discussion regarding rightsizing the project was led by Commissioners Benjamin and Becker who have been working, together with Rhonda Holden, with the architect on preliminary designs.

Based on a planning horizon of 10 – 15 years, current service demand and projections for growth in HD#2 the Commissioners reached a consensus that the project should include 6, rather than 8, ambulance bays. Six bays will accommodate growth while recognizing the ongoing desire to partner with overlapping Fire Districts for co-location opportunities as population centers grow and shift. This is a net reduction of approximately 900 square feet.

The reduction in the number of ambulance bays reduces the need for sleeping quarters by two sleep rooms from 8 to 6. This is a reduction of 200 square feet. Common area, kitchen, dining, living room and exercise space can then be reduced by 25% or approximately 520 square feet.

The Commissioners asked that the architect explore reducing the number of crew shower/bathrooms as well.

Recognizing that there are numerous meeting rooms available throughout the communities of Hospital District #2, the Commissioners reached a consensus that the training/class room should be eliminated together with the associated public restrooms and parking. This reduces the footprint by 780 square feet.

The Commissioners did not address the mechanical and electrical rooms but did ask that the office space (2) and report room be configured in a flexible manner that will allow the space to be used for staff meetings and moderate sized group gatherings.

The entrance where the public can come to enquire about services and the public bathroom where both features that the Commissioners desired to retain.

Also, despite the additional cost, recognizing the extreme winter weather in Hospital District #2 the architect should plan for a metal roof at a 4/12 pitch.

The resulting station is approximately 8,800 square feet and, the Commission is confident, will meet the needs of the community for at least 10 – 15 years.

Executive Session:


None

New Business:

None

Announcements:

There being no further business the meeting was adjourned at 7:30 p.m. by Commissioner Rogalski.



Operation's Manager Report – December 2019

	December 2019	December 2018
Calls for Service	117	129
Patient Count	86	102
Patient Transports	66	73
Patient Refusals	10	18
Year to Date Transports	790	806
Station #73 Transports	27	
Station # 99 Transports	34	
Passed Calls	1	

No. of Stipend Shifts	
District #7	3
Other	0
Cle Elum FD	0
Monthly Total	3

PERSONNEL

Stipend shifts maintained at 3 this month. I have offered per diem positions to both stipend shift EMT's, they have put in applications, done well in the testing and interview process and have been helping for at least two years. I have a Medic who will be out sick for the month of January.

APPARATUS

The crews at station 99 have had to rely on other agencies to provide 4-wheel drive access to patients while our only 4-wheel drive rig was out on patient transports. I have had all our Stryker gurneys serviced. All apparatus has been running well this month.

Year	Unit	Beg ODO	End ODO	Miles	Location	Comments
2018	M7	18,888	23,954	5,066	Station 73	1 st Out
2016	M6	94,049	98,238	4,189	Station 99	1 st Out
2016	M5	121,016	121,387	371	Station 73	Back Up
2014	M4	150,975	151,006	31	Station 99	Back Up
Total	Miles			9,657		

MISCELLANEOUS

- District 7 transported one BLS patient when both crews were on transports
- The agency transported patients 30,520 miles in 2019, bringing in \$289,036 at a rate of \$19/mile, 244 of the transports were out of county
- The Agency has started winter operations at Snoqualmie Pass, we will be sending a Medic unit up to the Summit on weekends.

Kittitas County Hospital District #2

Patient Transport Count per Destination - YTD 2019

Hospital	YTD	October	November	December
Central Washington Hospital	5	0	0	
Harborview	29	1	3	2
KVH	532	29	44	48
Snoqualmie Valley Hospital	37	0	0	2
Swedish Issaquah	71	5	2	6
Virginia Mason	14	1	2	
Yakima Regional	16	2	0	1
Yakima Memorial	26	5	2	1
Childrens	6	0	1	
University of Washington	2	0	0	
Valley Renton	2	0	1	1
Overlake	33	2	2	3

	YTD	October	November	December
Out of County Transports	239	16	13	16

Patient Transport Count per Zone - YTD 2019

Zone	YTD	October	November	December
Snoqualmie Pass	55	2	2	4
Fire District 8	12	1	0	0
Fire District 7	213	8	15	29
Cle Elum	174	12	13	12
Easton	52	4	6	1
Ronald	28	0	1	1
Urgent Care	93	11	7	10
Roslyn	42	3	2	1
South Cle Elum	26	1	5	2
Family Medicine - Cle Elum	32	0	2	1
KVH	32	0	2	3
Other	17	3	0	1

Zone	YTD	Qtr 1	Qtr 2	Qtr 3	Qtr 4
Snoqualmie Pass	55	36	5	10	4
Fire District 8	12	8	1	0	3
Fire District 7	213	33	49	60	71
Cle Elum	174	39	60	48	27
Easton	52	5	14	17	16
Ronald	28	10	9	8	1
Urgent Care	93	34	20	20	19
Roslyn	42	13	14	9	6
South Cle Elum	26	7	5	8	6
Family Medicine - Cle Elum	32	12	10	8	2
KVH	32	11	8	10	3
Other	17	4	4	3	6

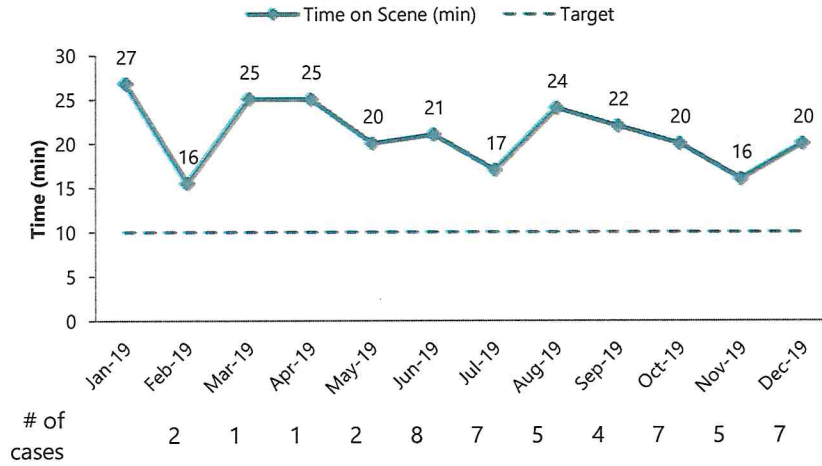
Comments:

Kittitas County Public Hospital District No. 2

Quality Metrics

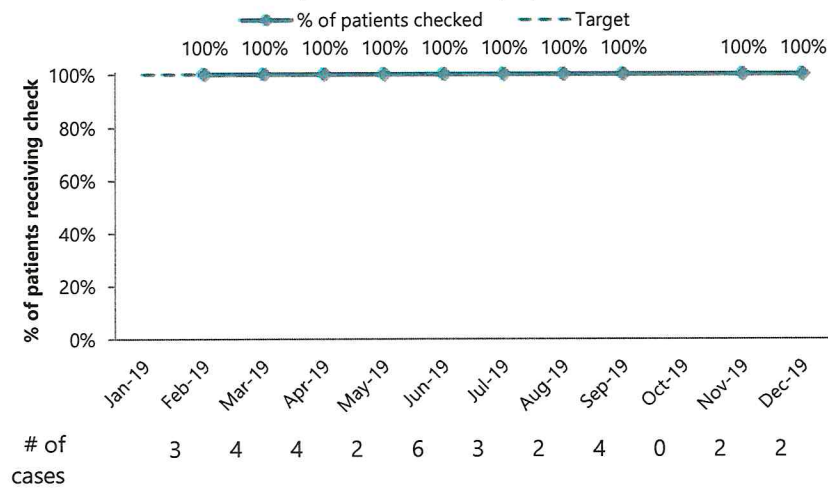
Time on Scene ↓

for trauma patients



Glucose Checked ↑

for patients with stroke symptoms



Kittitas County Hospital District #2

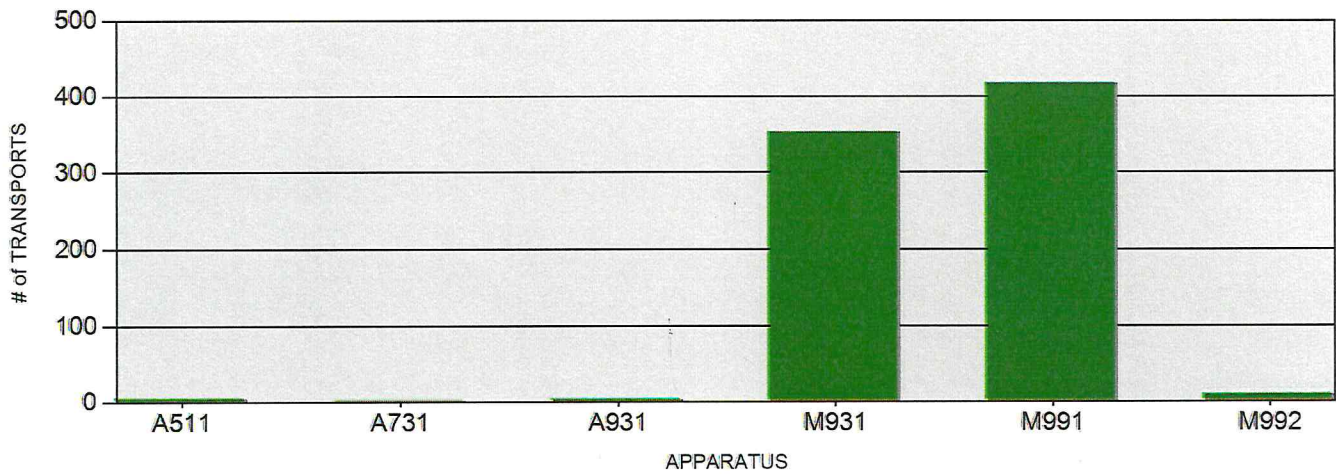
CleElum, WA

This report was generated on 1/8/2020 12:15:46 PM



Total Transports per Apparatus for Date Range (N2-N3)

Start Date: 01/01/2019 | End Date: 12/31/2019



APPARATUS	# of TRANSPORTS
A511 Cle Elum	4
A731 District 7	2
A931	3
M931	353
M991	417
M992	9

Only REVIEWED incidents included. This report now returns both NEMSIS 2 & 3 data as appropriate.

Kittitas County Hospital District #2

CleElum, WA

This report was generated on 1/8/2020 11:13:46 AM



Incident Count by Weekday and Hour for Zone for Shift for Date Range


Shift(s): All Shifts | Zone: All Zones | Start Date: 01/01/2019 | End Date: 12/31/2019

Hour	Sun	Mon	Tue	Wed	Thu	Fri	Sat	Hour	Total per Hour	Percent
00:00	9	3	3	6	4	6	9	00:00	40	2.48%
01:00	5	4	1	4	3	2	7	01:00	26	1.61%
02:00	6	6	7	5	3	2	5	02:00	34	2.11%
03:00	6	2	3	2	2	0	6	03:00	21	1.30%
04:00	5	4	2	5	8	8	7	04:00	39	2.42%
05:00	10	7	7	8	5	8	9	05:00	54	3.35%
06:00	2	7	4	1	6	7	4	06:00	31	1.92%
07:00	8	8	7	6	8	8	6	07:00	51	3.16%
08:00	9	11	9	10	4	14	8	08:00	65	4.03%
09:00	12	16	6	10	6	11	8	09:00	69	4.28%
10:00	13	17	9	8	8	12	20	10:00	87	5.40%
11:00	26	15	7	11	9	19	10	11:00	97	6.02%
12:00	22	11	11	13	11	18	20	12:00	106	6.58%
13:00	8	16	19	18	17	22	8	13:00	108	6.70%
14:00	14	17	13	13	10	16	21	14:00	104	6.45%
15:00	8	9	12	12	14	15	17	15:00	87	5.40%
16:00	16	15	11	12	8	13	19	16:00	94	5.83%
17:00	10	7	13	16	13	13	18	17:00	90	5.58%
18:00	9	2	14	9	10	13	17	18:00	74	4.59%
19:00	11	12	12	7	10	10	17	19:00	79	4.90%
20:00	13	15	8	6	8	10	15	20:00	75	4.65%
21:00	13	2	13	2	10	17	13	21:00	70	4.34%
22:00	6	2	5	12	7	12	18	22:00	62	3.85%
23:00	6	9	7	7	10	3	7	23:00	49	3.04%
Total Responses for Day	247	217	203	203	194	259	289	Total	1612	100.00%
% of Responses for Day	10.53%	7.83%	9.36%	8.87%	8.76%	8.49%	7.27%			
% of Responses for Week	15.32%	13.46%	12.59%	12.59%	12.03%	16.07%	17.93%			

Incident Count by Weekday and Hour for Zone, for Shift and Date Range. Zone information is defined on the Basic Info 3 screen of an incident. Only REVIEWED incidents included. Maximum call volumes for each day are shown with a RED background, and maximum call volumes for each hour are shown with a BLUE background. "% of Responses for Day" indicates the maximum hourly call volume as percentage of total calls for the day of the week. "% of Responses for Week" indicates the total number of calls for the day of the week as a percentage of total calls.



emergencyreporting.com
Doc Id: 1420



Ancillary Services report to Hospital District #2 Board of Commissioners
January 2020

Ancillary Service Operation Report:


- **Grant Opportunity**

I met with KVH grant writer Mitchell Rhoades on 1/17/20 and will provide a verbal update at the 1/20/20 Board meeting regarding grant opportunities for the ambulance garage.

- **Station 99**

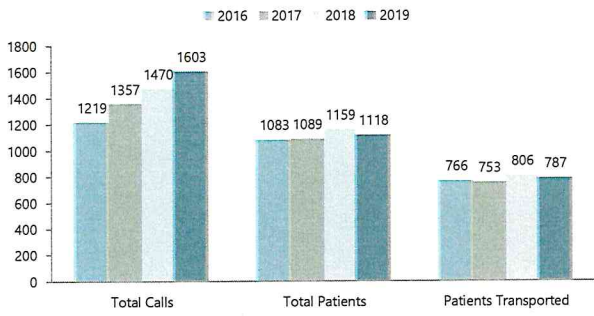
The design team met with Erik Dodge on 1/15/20. Erik has created a new building design based on the direction provided by the Commissioners at the 1/6/20 Special Board Meeting. The new building design is between 8300-8400 SF and has 6 bays, 6 sleep rooms, a reduction of the crew kitchen, living area and exercise room by 25%, eliminated the classroom and associated parking, eliminated the two toilets adjacent to the classroom and combined the office space to be a versatile open office. Geoff will review the new design with staff for their feedback and recommendations and send this to Erik, who will incorporate the design teams new recommendations into the floor plan in time for the next design team meeting on 1/29/20. If we come to consensus on the floor plan soon, we can continue on our established timeline. If not, the project will be pushed out with a start date of April 2021.

Respectfully submitted by Rhonda Holden, MSN, CENP

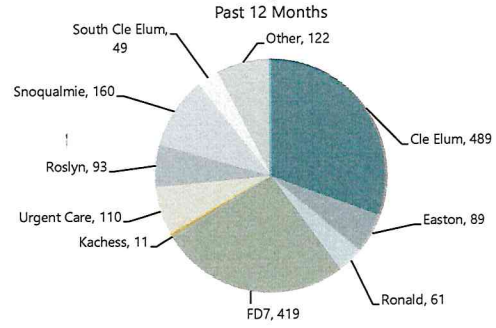


Kittitas County Public Hospital District No. 2

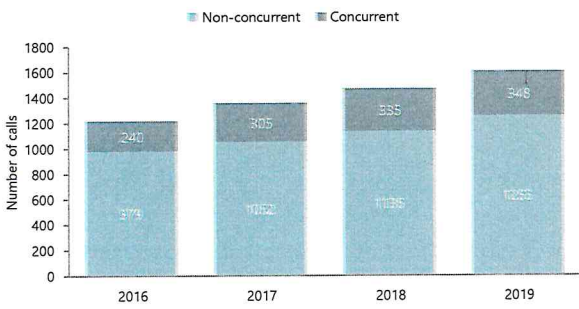
Volumes, YTD



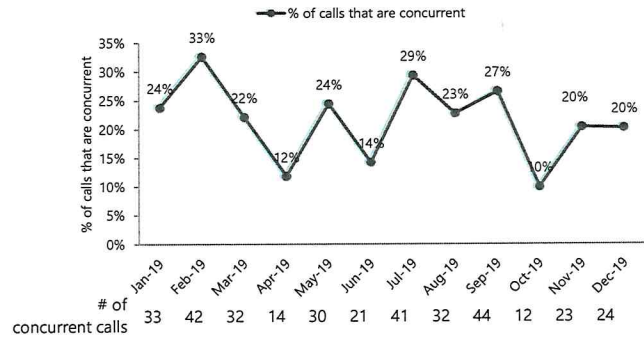
Calls by Zone



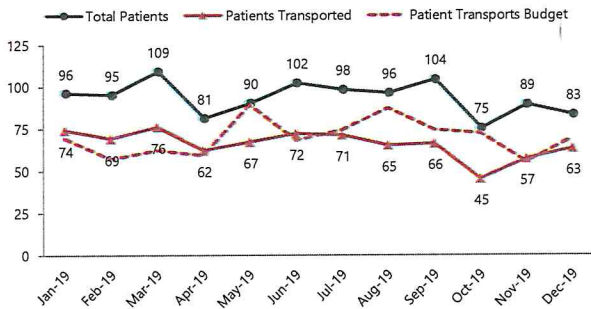
Concurrent Calls, YTD



Concurrent Calls



Patients and Transports



Days Cash on Hand



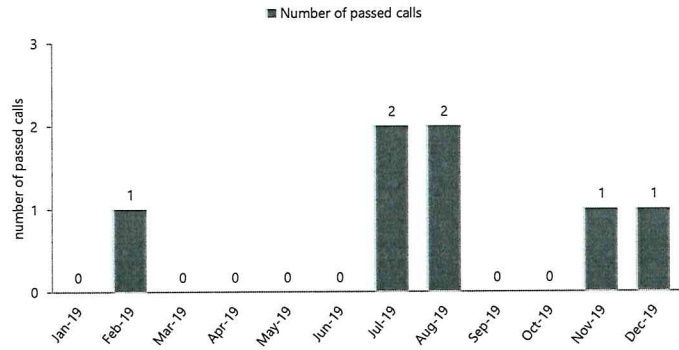
Kittitas County Public Hospital District No. 2

Turnout Time - Dispatch to Enroute

1/1/2019 to 12/31/2019

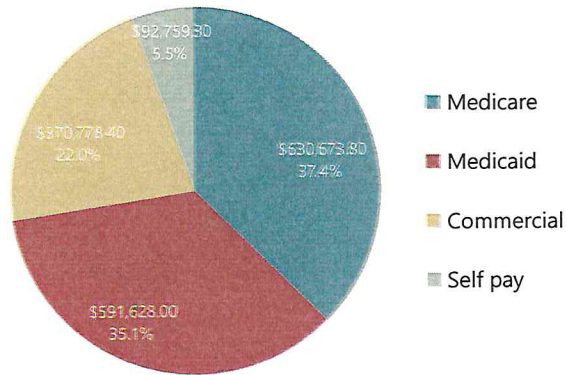
Apparatus	Responses	Turnout Time
A511 (CEFD)	4	4:21
<i>CEFD Overall</i>	4	4:21
A731 (FD7)	2	1:27
<i>FD7 Overall</i>	2	1:27
M931(HD2)	556	2:25
M991 (HD2)	889	1:58
M992 (HD2)	27	2:47
<i>HD2 Overall</i>	1472	2:09

Passed Calls



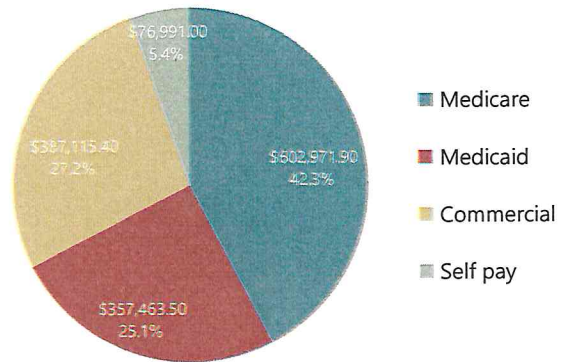
Payor Mix by Charges

10/1/2018 to 09/30/2019



Payor Mix by Charges

10/1/2017 to 09/30/2018



Kittitas Valley Community Hospital District #2
Statement of Revenue and Expense

MEDICAL BILLABLE RUNS	62	69	(7)	786	812	(26)	806
AVERAGE CHARGE PER RUN	2,102	1,974	128	2,088	2,013	75	1,897
	Current Month			Year to Date			Prior
	Actual	Budget	Variance	Actual	Budget	Variance	YTD
INTEREST INCOME	2,341	2,840	(499)	78,420	34,080	44,340	48,572
RENTAL INCOME	22,769	22,769	(0)	276,996	276,984	12	287,993
OTHER OPERATING REVENUE	0	0	0	4,654	0	4,654	4,122
AMBULANCE REVENUE	130,315	136,237	(5,922)	1,641,472	1,634,841	6,631	1,529,309
TOTAL REVENUE	155,424	161,846	(6,422)	2,001,541	1,945,905	55,636	1,869,996
CONTRACTUAL ADJUSTMENTS	(42,211)	50,451	(92,662)	278,923	605,413	(326,490)	582,989
BAD DEBT	5,260	6,655	(1,395)	68,867	79,854	(10,987)	74,198
CHARITY CARE	459	945	(486)	4,237	11,341	(7,104)	9,489
DEDUCTIONS FROM REVENUE	(36,493)	58,051	(94,544)	352,028	696,608	(344,580)	666,676
NET OPERATING REVENUE	191,917	103,795	88,122	1,649,513	1,249,297	400,216	1,203,320
SALARIES AND WAGES	84,713	77,499	7,214	981,433	929,988	51,445	874,206
EMPLOYEE BENEFITS	29,832	24,526	5,306	341,000	294,317	46,683	82,874
PROFESSIONAL FEES	0	8,649	(8,649)	12,989	116,800	(103,811)	40,231
SUPPLIES	13,016	10,916	2,100	135,234	144,973	(9,739)	111,386
UTILITIES	2,475	2,592	(117)	29,331	31,100	(1,769)	26,824
PURCHASED SERVICES	23,628	21,599	2,029	239,375	261,505	(22,130)	227,534
CEUCC SUBSIDY EXPENSE	15,316	15,316	0	183,790	183,790	0	180,186
DEPRECIATION	28,734	29,477	(744)	318,451	353,725	(35,274)	304,276
INSURANCE	1,959	2,275	(316)	23,995	27,300	(3,305)	24,270
LICENSES AND TAXES	1,425	2,044	(619)	16,103	24,523	(8,419)	17,245
INTEREST EXPENSE	12,053	12,445	(392)	148,580	149,344	(764)	149,693
TRAVEL AND EDUCATION	1,165	125	1,040	8,852	17,800	(8,948)	13,002
OTHER DIRECT EXPENSES	495	333	162	8,404	6,350	2,054	4,931
EXPENSES	214,810	207,796	7,013	2,447,537	2,541,515	(93,978)	2,056,658
OPERATING INCOME (LOSS)	(22,892)	(104,001)	81,109	(798,024)	(1,292,218)	494,194	(853,338)
TAX LEVY INCOME	123,275	110,346	12,929	1,403,051	1,333,505	69,545	1,316,070
NON-OPERATING BOND ISSUE C	0	0	0	0	0	0	(21,000)
NET INCOME (LOSS)	100,382	6,345	94,037	605,027	41,288	563,739	441,732
DAYS CASH ON HAND	1094.0						
AR DAYS	70.0						
CURRENT RATIO	10.78						
COMMITTED CAPITAL FUNDS:							
2019 AMBULANCE	0.00						
2020 AMBULANCE	255,000						
AMBULANCE GARAGE	4,100,000						
TOTAL COMMITTED FUNDS	4,355,000.00						
DAYS CASH AFTER COMMITTED	348.0						

Kittitas Valley Community Hospital District #2
Statement of Revenue and Expense

	62	69	(7)	786	812	(26)	806
MEDICAL BILLABLE RUNS	2,102	1,974	128	2,088	2,013	75	1,897
AVERAGE CHARGE PER RUN							
	Current Month			Year to Date			Prior
	Actual	Budget	Variance	Actual	Budget	Variance	YTD
INTEREST INCOME	0	0	0	0	0	0	0
RENTAL INCOME	0	0	0	0	0	0	0
OTHER OPERATING REVENUE	0	0	0	4,154	0	4,154	1,722
AMBULANCE REVENUE	130,315	136,237	(5,922)	1,641,472	1,634,841	6,631	1,529,309
TOTAL REVENUE	130,315	136,237	(5,922)	1,645,626	1,634,841	10,785	1,531,031
CONTRACTUAL ADJUSTMENTS	(42,211)	50,451	(92,662)	278,923	605,413	(326,490)	582,989
BAD DEBT	5,260	6,655	(1,395)	68,867	79,854	(10,987)	74,198
CHARITY CARE	459	945	(486)	4,237	11,341	(7,104)	9,489
DEDUCTIONS FROM REVENUE	(36,493)	58,051	(94,544)	352,028	696,608	(344,580)	666,676
NET OPERATING REVENUE	166,808	78,186	88,622	1,293,597	938,233	355,364	864,355
SALARIES AND WAGES	84,713	77,267	7,446	978,859	927,203	51,657	870,320
EMPLOYEE BENEFITS	29,694	24,526	5,168	340,632	294,317	46,315	82,874
PROFESSIONAL FEES	0	0	0	0	0	0	0
SUPPLIES	13,016	10,858	2,158	135,149	144,273	(9,124)	111,231
UTILITIES	2,168	2,375	(207)	27,445	28,500	(1,055)	25,182
PURCHASED SERVICES	15,248	13,769	1,479	157,566	175,055	(17,489)	148,074
CEUCC SUBSIDY EXPENSE	0	0	0	0	0	0	0
DEPRECIATION	14,756	15,810	(1,054)	153,879	189,725	(35,846)	136,343
INSURANCE	523	575	(52)	6,124	6,900	(776)	4,303
LICENSES AND TAXES	1,425	2,044	(619)	16,103	24,523	(8,419)	0
INTEREST EXPENSE	0	0	0	0	0	0	0
TRAVEL AND EDUCATION	1,165	125	1,040	7,698	17,100	(9,402)	12,798
OTHER DIRECT EXPENSES	0	0	0	1,606	2,300	(694)	1,271
EXPENSES	162,708	147,349	15,358	1,825,063	1,809,896	15,168	1,392,396
OPERATING INCOME (LOSS)	4,100	(69,163)	73,263	(531,466)	(871,663)	340,197	(528,041)
TAX LEVY INCOME	57,667	54,215	3,452	689,124	650,584	38,540	649,813
NON-OPERATING BOND ISSUE C	0	0	0	0	0	0	0
NET INCOME (LOSS)	61,767	(14,948)	76,715	157,658	(221,079)	378,737	121,771

Kittitas Valley Community Hospital District #2
Statement of Revenue and Expense

	Current Month			Year to Date			Prior
	Actual	Budget	Variance	Actual	Budget	Variance	YTD
INTEREST INCOME	2,341	2,840	(499)	78,420	34,080	44,340	48,572
RENTAL INCOME	22,769	22,769	(0)	276,996	276,984	12	287,993
OTHER OPERATING REVENUE	0	0	0	500	0	500	2,400
AMBULANCE REVENUE	0	0	0	0	0	0	0
TOTAL REVENUE	25,109	25,609	(500)	355,916	311,064	44,852	338,965
CONTRACTUAL ADJUSTMENTS	0	0	0	0	0	0	0
BAD DEBT	0	0	0	0	0	0	0
CHARITY CARE	0	0	0	0	0	0	0
DEDUCTIONS FROM REVENUE	0	0	0	0	0	0	0
NET OPERATING REVENUE	25,109	25,609	(500)	355,916	311,064	44,852	338,965
SALARIES AND WAGES	0	232	(232)	2,574	2,785	(211)	3,886
EMPLOYEE BENEFITS	0	0	0	230	0	230	0
PROFESSIONAL FEES	0	8,649	(8,649)	12,989	116,800	(103,811)	40,231
SUPPLIES	0	58	(58)	85	700	(615)	155
UTILITIES	307	217	90	1,886	2,600	(714)	1,641
PURCHASED SERVICES	8,380	7,830	550	81,809	86,450	(4,641)	79,460
CEUCC SUBSIDY EXPENSE	15,316	15,316	0	183,790	183,790	0	180,186
DEPRECIATION	13,977	13,667	310	164,571	164,000	571	167,933
INSURANCE	1,436	1,700	(264)	17,870	20,400	(2,530)	19,967
LICENSES AND TAXES	0	0	0	0	0	0	17,245
INTEREST EXPENSE	12,053	12,445	(392)	148,580	149,344	(764)	149,693
TRAVEL AND EDUCATION	0	0	0	1,154	700	454	204
OTHER DIRECT EXPENSES	495	333	162	6,798	4,050	2,748	3,660
EXPENSES	51,964	60,447	(8,483)	622,336	731,619	(109,283)	664,261
OPERATING INCOME (LOSS)	(26,854)	(34,838)	7,983	(266,420)	(420,555)	154,135	(325,297)
TAX LEVY INCOME	65,608	56,131	9,477	713,927	682,922	31,005	666,258
NON-OPERATING BOND ISSUE C	0	0	0	0	0	0	(21,000)
NET INCOME (LOSS)	38,753	21,293	17,460	447,506	262,366	185,140	319,961
DAYS CASH ON HAND	1094.0						
AR DAYS	70.0						
CURRENT RATIO	10.78						
COMMITTED CAPITAL FUNDS:							
2019 AMBULANCE	0.00						
2020 AMBULANCE	255,000						
AMBULANCE GARAGE	4,100,000						
TOTAL COMMITTED FUNDS	4,355,000.00						
DAYS CASH AFTER COMMITTED	348.0						

Kittitas County Hospital Dist 2

Balance Sheet

	<u>Year to Date</u>	<u>Prior Year End</u>	<u>Change</u>
CASH	4,094,414	3,736,723	357,690
ACCOUNTS RECEIVABLE	172,928	189,746	(16,819)
TAXES RECEIVABLE	40,928	54,634	(13,706)
PREPAIDS	3,918	4,078	(160)
INVESTMENTS	2,289,190	2,251,689	37,501
CURRENT ASSETS	6,601,377	6,236,871	364,506
LAND	843,524	843,524	0
PROPERTY, PLANT, & EQUIPMENT	6,532,311	6,182,141	350,170
ACCUMULATED DEPRECIATION	(3,357,901)	(3,038,746)	(319,155)
NON CURRENT ASSETS	4,017,935	3,986,920	31,015
NET PENSION ASSET	204,890	204,890	0
DEFERRED OUTFLOWS	57,775	57,775	0
ASSETS	10,881,977	10,486,456	395,521
ACCOUNTS PAYABLE	42,674	6,654	36,020
INTEREST PAYABLE	11,871	12,635	(764)
ACCRUED PAYROLL	28,416	28,890	(474)
ACCRUED BENEFITS	66,907	45,063	21,844
CEUCC SUBSIDY PAYABLE	183,790	180,186	3,604
CURRENT PORTION REVENUE BOND - LTGO	278,985	269,736	9,249
CURRENT LIABILITIES	612,643	543,164	69,479
LONG TERM REVENUE BOND - LTGO	3,910,624	4,189,608	(278,985)
NET PENSION LIABILITY	199,089	199,089	0
DEFERRED INFLOWS - PENSION	352,779	352,779	0
DEFERRED INFLOWS - LEVY	0	0	0
NONCURRENT LIABILITIES	4,462,492	4,741,476	(278,985)
LIABILITIES	5,075,135	5,284,640	(209,506)
NET INCOME (LOSS)	605,027	(0)	605,027
UNRESTRICTED FUND BALANCE	5,201,816	5,201,816	0
FUND BALANCE	5,806,842	5,201,816	605,027
TOTAL LIABILITIES AND NET POSITION	10,881,977	10,486,456	395,521

Kittitas County Hospital Dist 2

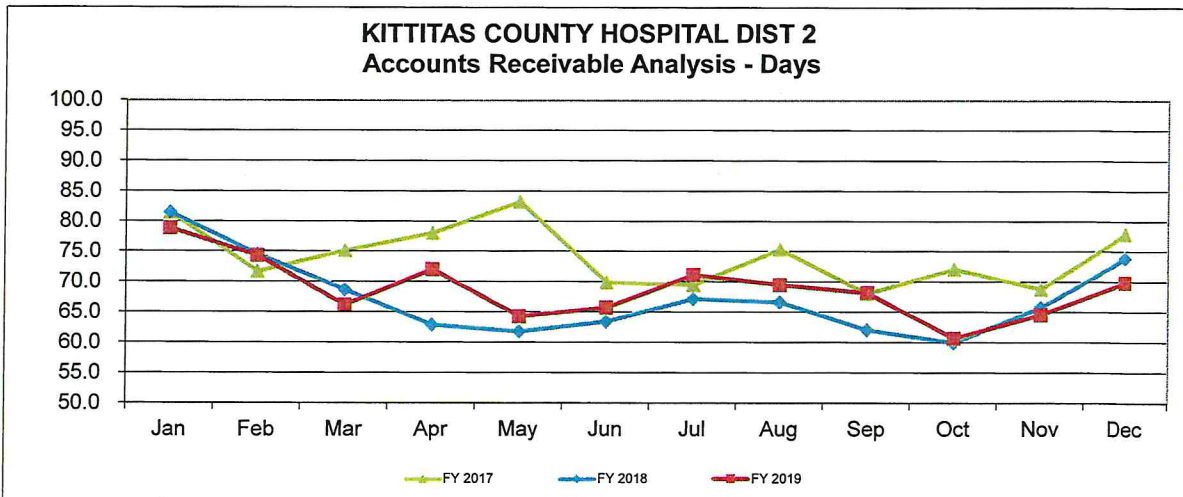
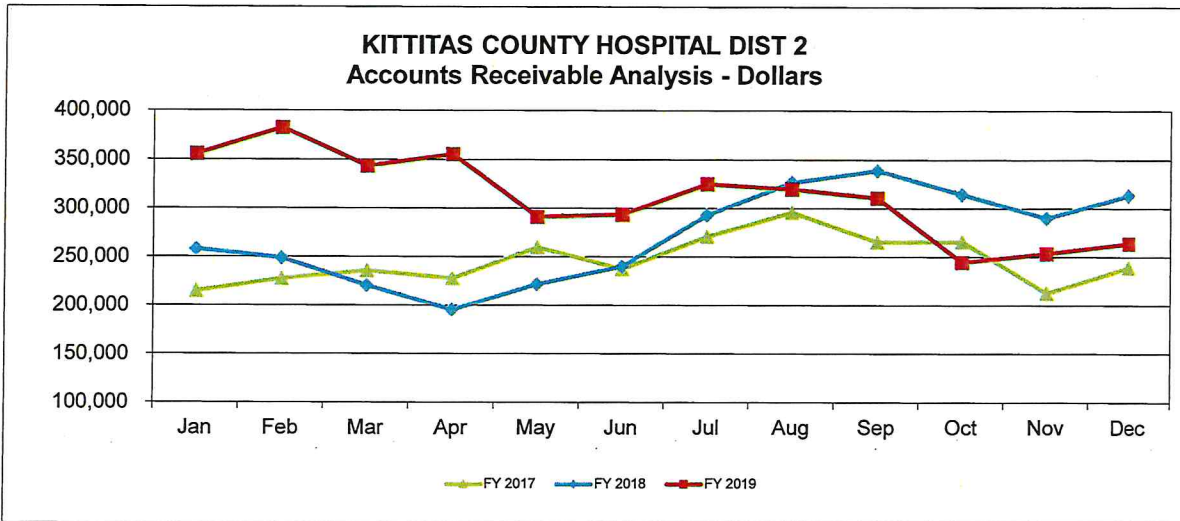
Statement of Cash Flows

	<u>CASH</u>
NET BOOK INCOME	605,027
ADD BACK NON-CASH EXPENSE	
DEPRECIATION	319,155
NET CASH FROM OPERATIONS	924,182
CHANGE IN CURRENT ASSETS	
PATIENT ACCOUNTS AND OTHER RECEIVABLES	16,819
PROPERTY TAX RECEIVABLE	13,706
PREPAID EXPENSE	160
TOTAL CHANGE IN CURRENT ASSETS	30,685
PURCHASE OF PROPERTY, PLANT & EQUIPMENT	(350,170)
NET PENSION ASSET	0
DEFERRED OUTFLOWS	0
INCREASE IN INVESTMENTS	(37,501)
PROCEEDS FROM SALE/MATURITY OF INVESTMENTS	
TOTAL CHANGE IN ASSETS	(356,986)
CHANGES IN CURRENT LIABILITIES	
ACCOUNTS PAYABLE	36,020
INTEREST PAYABLE	(764)
ACCRUED PAYROLL	(474)
ACCRUED BENEFITS	21,844
CEUCC SUBSIDY PAYABLE	3,604
TOTAL CHANGE CURRENT LIABILITIES	60,230
PRINCIPLE PAYMENT ON REVENUE BOND	(269,736)
NET PENSION LIABILITY	0
DEFERRED INFLOWS OF RESOURCES	0
NET CHANGE IN CASH	357,690
BEGINNING CASH ON HAND	3,736,723
ENDING CASH ON HAND	4,094,414



KITTITAS COUNTY HOSPITAL DIST 2
Accounts Receivable Analysis

	Dec-19	Nov-19	Oct-19	Sep-19	Aug-19	Jul-19	Jun-19	May-19	Apr-19	Mar-19	Feb-19	Jan-19
SYS DESIGN EMS												
A/R Dollars	264,049	253,901	244,897	311,152	320,080	325,523	294,088	291,452	355,627	343,726	382,562	355,769
A/R Days	70	65	61	68	70	71	66	64	72	66	74	79





KITTITAS COUNTY HOSPITAL DIST 2

BOARD MEETING DECEMBER 2019

ACCOUNTS PAYABLE WARRANTS/ EFTS TO BE APPROVED

CHECK DATE:

# 1 WARRANT NUMBERS:	10956-10963	NET AMOUNT:	\$7,511.05	2-Dec-19
# 2 WARRANT NUMBERS:	10964-10998	NET AMOUNT:	\$55,846.64	16-Dec-19
# 3 WARRANT NUMBERS:	10999-11018	NET AMOUNT:	\$16,229.35	30-Dec-19
			<u>\$79,587.04</u>	

PAYROLL WARRANTS / EFTS TO BE APPROVED

PPE 12-07-19	NET AMOUNT:	\$27,806.35	13-Dec-19
PPE 12-21-19	NET AMOUNT:	\$27,677.09	27-Dec-19
		<u>\$55,483.44</u>	

TOTAL NET WARRANTS & EFT'S

\$135,070.48

Upper Kittitas County Public Hospital District #2
 Detailed Statement of Accounts Payable Transactions
 Month of December 2019




Account Class	Check No	Vendor	Amount
Balance Sheet	10959	DEPARTMENT OF RETIREMENT SYSTEMS	3,329.62
	10960	DIMARTINO ASSOCIATES	15.00
	10973	DEPARTMENT OF RETIREMENT SYSTEMS	3,318.53
	10974	DEPARTMENT OF RETIREMENT SYSTEMS	366.00
	10983	KDA ARCHITECTURE INC	11,522.54
	10999	AFLAC	716.15
	11005	DEPARTMENT OF RETIREMENT SYSTEMS	3,294.29
	11006	DEPARTMENT OF RETIREMENT SYSTEMS	366.00
	11007	DIMARTINO ASSOCIATES	15.00
	11012	IAFF 4880	1,173.00
	Employee Benefits	10958	DENISON HOOD-LEWIS
10959		DEPARTMENT OF RETIREMENT SYSTEMS	2,140.04
10960		DIMARTINO ASSOCIATES	85.58
10966		BETH WILLIAMS	30.00
10970		COLE GRAVEL	451.44
10971		CRAIG HALLMARK	15.00
10981		JASON BOITANO	30.00
10982		JIM SCHOEGGL	15.00
10986		MATT MCCABE	15.00
10987		MATT SCHAUER	105.00
10992		SONYA VRAVES	105.00
10993		STEVE CHRISMAN	15.00
10995		TOM WATKINS	45.00
10997		VIMLY BENEFIT SOLUTIONS	15,885.02
11005		DEPARTMENT OF RETIREMENT SYSTEMS	2,328.47
11007		DIMARTINO ASSOCIATES	85.58
11017		VIMLY BENEFIT SOLUTIONS	825.00
Supplies	10956	CARDINAL HEALTH 112, LLC	916.53
	10956	CARDINAL HEALTH 112, LLC	32.98
	10964	AMAZON	50.74
	10964	AMAZON	77.72
	10964	AMAZON	1,089.62
	10965	AMAZON	88.27
	10976	GALLS, LLC	56.84
	10976	GALLS, LLC	63.67
	10980	JAMES OIL CO., INC.	991.02
	10980	JAMES OIL CO., INC.	699.77
10984	KITTITAS VALLEY HEALTHCARE	38.25	
10984	KITTITAS VALLEY HEALTHCARE	8.28	

	10984 KITTITAS VALLEY HEALTHCARE	530.94
	10985 LIFE ASSIST, INC.	597.38
	10985 LIFE ASSIST, INC.	446.21
	10985 LIFE ASSIST, INC.	51.47
	10990 OXARC INC	243.17
	10990 OXARC INC	97.99
	11003 CLE ELUM FARM & HOME	15.08
	11003 CLE ELUM FARM & HOME	23.75
	11004 CLE ELUM HARDWARE & RENTAL	53.99
	11009 GALLS, LLC	29.90
	11009 GALLS, LLC	70.31
	11009 GALLS, LLC	94.09
	11009 GALLS, LLC	61.00
	11013 KITTITAS VALLEY HEALTHCARE	497.19
	11014 LIFE ASSIST, INC.	539.30
	11014 LIFE ASSIST, INC.	628.75
	11015 OXARC INC	177.01
	11015 OXARC INC	152.84
	11016 STATE DEPARTMENT OF TRANSPORTATION	1,281.49
Purchased Services	10969 CITY OF CLE ELUM FIRE DEPARTMENT	200.00
	10962 MICROSOFT	397.36
	10964 AMAZON	124.86
	10967 CASTO'S INLAND CONSTRUCTION GROUP LLC	5,021.14
	10969 CITY OF CLE ELUM FIRE DEPARTMENT	200.00
	10969 CITY OF CLE ELUM FIRE DEPARTMENT	200.00
	10969 CITY OF CLE ELUM FIRE DEPARTMENT	200.00
	10975 DINGUS ZARECOR & ASSOC PLLC	3,500.00
	10979 JACKSON HORSLEY	400.00
	10984 KITTITAS VALLEY HEALTHCARE	4,881.28
	10984 KITTITAS VALLEY HEALTHCARE	947.79
	10989 MICROSOFT	7.57
	10994 SYSTEMS DESIGN	1,402.75
	10998 YAKIMA ADJUSTMENT SERVICE INC	139.90
	11000 AIRLIFT NORTHWEST	528.00
	11003 CLE ELUM FARM & HOME	15.10
	11004 CLE ELUM HARDWARE & RENTAL	20.50
	11004 CLE ELUM HARDWARE & RENTAL	87.45
	11018 WILLETES SHELL SERVICE	438.10
Insurance	11011 HUB INTERNATIONAL LLC	263.00
Travel & Education	10970 COLE GRAVEL	327.31
	10977 GEOFF SCHERER	90.48
	11008 FIRE & POLICE SELECTION, INC.	650.00
	11010 GEOFF SCHERER	97.44
Other Direct Expenses	10957 DAILY RECORD	59.01
	10963 NORTHERN KITTITAS CO TRIBUNE	360.00
	10972 DAILY RECORD	30.90
	10963 NORTHERN KITTITAS CO TRIBUNE	45.00

Utilities

11001 AWPFD ASSOC OF WA PUBLIC HOSP DIST	1,000.00
10968 CENTURYLINK	117.09
10978 INLAND NETWORKS	157.00
10988 MCI	36.75
10996 VERIZON	526.29
10961 DISH NETWORK	114.93
10977 GEOFF SCHERER	109.93
10977 GEOFF SCHERER	54.00
10978 INLAND NETWORKS	93.51
10991 PUGET SOUND ENERGY	28.22
11002 CITY OF CLE ELUM	119.32
11002 CITY OF CLE ELUM	478.49
11002 CITY OF CLE ELUM	103.76
	<hr/>
	79,587.04






After 10 years of shoulder pain, "I decided to see Dr. Mirich, since I was already working with him and knew how great he was with his patients.

"He spent a lot of time with me to figure out what really was wrong. He went above and beyond."

- Christina Thunberg
KVH Orthopedics patient

KVH Orthopedics | 509.933.8700



From our
family to
yours,
have a
happy,
healthy
holiday
season.

KVH 
Kittitas Valley Healthcare
Your Home for Health

We're accepting new patients, and
we work with all insurance carriers.

**KVH Guided
Patient Services**
509.933.8774

KVH Family Medicine - Cle Elum
KVH Family Medicine - Ellensburg
KVH Internal Medicine
KVH Pediatrics
KVH Women's Health

Looking for local primary care?


KVH understands the importance - and difficulty - of finding the right fit for your family's healthcare. It's why we offer **free Guided Patient Services** (GPS), to help new and prospective patients learn about and connect with the provider team that best fits **your family's care needs**.

Call us today!

KVH Guided Patient Services
509.933.8774

We're accepting new patients, and we work with all insurance carriers.

KVH Family Medicine - Cle Elum
KVH Family Medicine - Ellensburg
KVH Internal Medicine
KVH Pediatrics
KVH Women's Health



Hein family

KVH 

Kittitas Valley Healthcare
Your Home for Health

Retirement Celebration

**Dr. Bruce Herman &
Debbie Perry, RN**

drop in
January 12
2-4 p.m.

Hal Holmes Community Center

209 North Ruby Street




Kittitas Valley Healthcare

Your Home for Health

Calls for Assistance **117** December **1,600** YTD year-to-date Patients Transported **63** December **786** YTD year-to-date

A service of
Kittitas County
Hospital District
No. 2



MEDIC ONE
UPPER KITTITAS COUNTY

ukcmedicone.org



The professional ambulance service.

Our responder team is uniquely qualified to:

Provide medications

Intubate to assist with breathing

Utilize 12-lead EKG monitoring to ID heart attacks and transmit information to the hospital before arrival

Size:

5 X 4"

(#columns wide X inches tall)

Run Date:

Jan. 16, 2020

Approved by (authorized signature):

X

Date:

AD REP: **CASEY**
PRODUCTION: **CASEY**

Approved AS SHOWN
 Approved WITH INDICATED CHANGES

Please sign & FAX back to 509-674-5571 or SCAN & EMAIL to ads@nktribune.com

NORTHERN KITTITAS COUNTY
TRIBUNE

Cle Elum, WA • 509-674-2511

New state law aims at s and vulnerable roadway users

iton Brine, NW Council president. n legislators hope e collisions. d collisions and ctions under the mportant for driv- me familiar with s of the road.” rovides motorists rules about how to . Following are se new rules: dways with more ane going in the on of travel, a mo- change lanes to gally pass a pedes- list or other vul- lway user, such as iding a horse or ractor without stance. adways with only orists must slow fe speed and only there is a mini-

mum of three feet of space be- tween the vehicle and the per- son biking or walking. If three feet of distance is not possible, then drivers can move into the opposing lane to pass, but only when it is safe to do so.

▪ A bicyclist may ride in a dedicated right turn lane even if they don't intend to turn and plan to continue straight instead.

Even when safety rules are in place collisions still happen, Brine said.

According to the National Highway Traffic Safety Administration, 857 bicyclists and 6,283 pedestrians were killed in traffic crashes in the United States in 2018.

The Northwest Insurance Council Check advises you to check with your insurance agent to see how SB5723 affects your coverage.

th Annual Snowmobile ety Week is Jan. 20-28

AS COUNTY - In- l Snowmobile ek aims to raise about the impor- safe, responsible ling. Washington mobile Association. r Jon Ferrian had o snowmobilers in n. st important safety because of the d of riding we do in as to do with ava- areness and train- ourage the com- wnwac.us.” acebook page, Fer- a live safety show lay at 7 p.m. If you isode he has a sec-

ond Facebook address, *Jon Ferrian Live*, where all his shows are stored for replay.

“The other safety message I would like to share has to do with helmets. You should wear a helmet not only when you're riding - but also when you're moving your machine, loading it or unloading it.”

Plug into safety week by visiting <https://www.wssa.us>.

WSSA Jan. 11 meeting

Come get a mid-season update on WSSA projects, the grooming program, and more. Meeting starts at 9 a.m. at the Centennial Center (719 E. Third St.) in Cle Elum. Lunch available on site for additional cost.


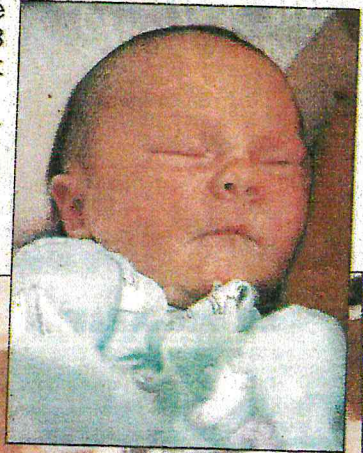
Welcome to 2020 Luna Lockey!

First born in the New Year and in the new decade hails from Upper County

ELLENSBURG - Kittitas Valley Healthcare's first baby of the new year, a girl, was born on Thursday, Jan. 2, at 1:12 a.m. to Roslyn's Anna Wallace and Andy Lockey.

Baby Luna Nyca Lockey, the couple's first child, measured 18 inches long and weighed in at six pounds, one ounce.

Andy is a fishing and white-water guide operating out of Roslyn, and he's a substitute teacher. Anna works at Chimpanzee Sanctuary Northwest.



MEET LUNA NYCA LOCKEY - Kittitas County's first baby born in 2020 to parents Andy and Anna.

Photo courtesy of Kittitas Valley Healthcare